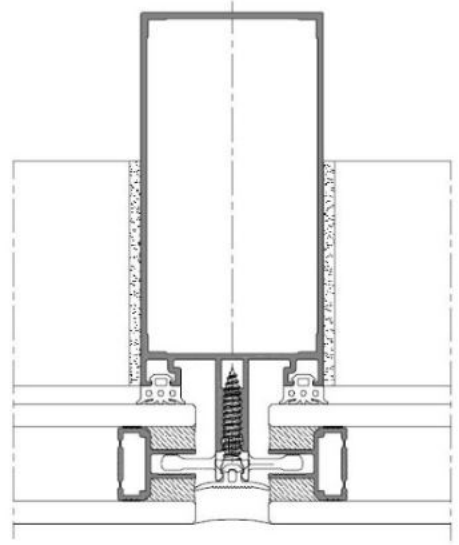




Cephe Sistem
Facade System



ECO F S 50



TEKNİK ÖZELLİKLER / TECHNICAL PROPERTIES

Profil Geniřliđi / Profile Width	50 mm
Profil Et Kalınlıđı / Profile Wall Thickness	1,6 - 2 mm
Düřey Tařıyıcı Profil Derinliđi / Mullion Profile Depth	60 - 150 mm
Yatay Tařıyıcı Profil Derinliđi / Transom Profile Depth	60 - 150 mm
Min. Cam Kalınlıđı / Min. Glazing Thickness	20 mm
Maks. Cam Kalınlıđı / Max. Glazing Thickness	34 mm
Min. Kanat Boyut / Min. Sash Dimension	700 - 1200 mm
Maks. Kanat Boyut / Max. Sash Dimension	1500 - 2000 mm
Maks. Kanat Ađırlıđı / Max. Sash Weight	155 kg

PERFORMANS DEĐERLERİ / PERFORMANCE VALUES

EN 12152 Hava Geçirgenliđi / Air Permability	A4 - 600 Pa
EN 12154 Su Sızdırmazlıđı / Water Tightness	RE 1200 Pa
EN 13830 Rüzgar Yüküne Dayanım / Wind Resistance	1200 Pa
Min. Termal Isı Yalıtımı / Min. Thermal Insulation	Uf: 3,45 W/(m ² .K)

UYGULAMA SEÇENEKLERİ / APPLICATION OPTIONS

Dıřa Açılır Ters Vasistas Gizli Kanat / Outward Opening Hidden Transom Sash

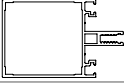
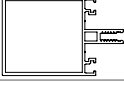









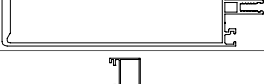







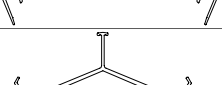
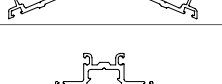

Kapaklı Cephe / Covered Facade

Silikon Cephe / Stick Facade


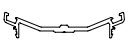



Yarı Kapaklı Cephe / Half - Covered Facade

Kasetli Silikon Cephe / Casette Stick Facade



PROFİL KESİTİ PROFILE SECTION	PROFİL KODU PROFILE CODE	PROFİL ADI PROFILE NAME	Jx cm ⁴	Jy cm ⁴	AĞIRLIK (kg/m) WEIGHT
	6108	60 mm DÜŞEY PROFİLİ 60 mm VERTICAL PROFILE	29,28 cm ⁴	15,70 cm ⁴	1,334 kg/m
	6109	60 mm DÜŞEY PROFİLİ 60 mm VERTICAL PROFILE	32,19 cm ⁴	17,73 cm ⁴	1,498 kg/m
	6133	80 mm DÜŞEY PROFİLİ 80 mm VERTICAL PROFILE	53,50 cm ⁴	17,19 cm ⁴	1,369 kg/m
	6106	80 mm DÜŞEY PROFİLİ 80 mm VERTICAL PROFILE	55,74 cm ⁴	19,45 cm ⁴	1,508 kg/m
	6107	80 mm DÜŞEY PROFİLİ 80 mm VERTICAL PROFILE	61,75 cm ⁴	22,31 cm ⁴	1,715 kg/m
	6104	100 mm DÜŞEY PROFİLİ 100 mm VERTICAL PROFILE	93,12 cm ⁴	23,19 cm ⁴	1,681 kg/m
	6105	100 mm DÜŞEY PROFİLİ 100 mm VERTICAL PROFILE	103,93 cm ⁴	26,95 cm ⁴	1,931 kg/m
	6102	120 mm DÜŞEY PROFİLİ 120 mm VERTICAL PROFILE	142,77 cm ⁴	26,93 cm ⁴	1,854 kg/m
	6103	120 mm DÜŞEY PROFİLİ 120 mm VERTICAL PROFILE	160,11 cm ⁴	31,52 cm ⁴	2,148 kg/m
	9888	135 mm DÜŞEY PROFİLİ 135 mm VERTICAL PROFILE	215,15 cm ⁴	30,77 cm ⁴	2,137 kg/m
	6100	150 mm DÜŞEY PROFİLİ 150 mm VERTICAL PROFILE	287,96 cm ⁴	36,26 cm ⁴	2,421 kg/m
	6101	150 mm DÜŞEY PROFİLİ 150 mm VERTICAL PROFILE	345,36 cm ⁴	39,97 cm ⁴	2,796 kg/m
	5093	KASET PROFİLİ CASSETTE PROFILE	8,86 cm ⁴	3,21 cm ⁴	0,760 kg/m
	5062	KASET PROFİLİ CASSETTE PROFILE	10,08 cm ⁴	3,91 cm ⁴	0,918 kg/m
	5081	KASET PROFİLİ CASSETTE PROFILE	10,46 cm ⁴	3,87 cm ⁴	0,908 kg/m
	6113-6114	KASET PROFİLİ CASSETTE PROFILE	34,72 ⁴	3,43 ⁴	1,317 kg/m
	5064-5066	KASET PROFİLİ CASSETTE PROFILE	30,34 ⁴	6,13 ⁴	1,092 kg/m
	6110-6111	GİZLİ KANAT PROFİLİ HIDDEN SASH PROFILE	16,89 ⁴	3,18 ⁴	1,241 kg/m
	6112	GİZLİ KANAT PROFİLİ HIDDEN SASH PROFILE	15,20 ⁴	3,06 ⁴	0,985 kg/m
	5043	KAPAK PROFİLİ COVER PROFILE	-	-	0,961 kg/m
	5044	KAPAK PROFİLİ COVER PROFILE	-	-	1,260 kg/m
	5119	BASKI PROFİLİ EXTENSION PROFILE	-	-	0,384 kg/m



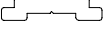

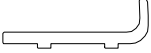

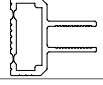



** Her profil için minimum sipariş 300 kg'dır.
** Minimum order quantity is 300 kg per profile.

PROFİL KESİTİ PROFILE SECTION	PROFİL KODU PROFILE CODE	PROFİL ADI PROFILE NAME	Jx cm ⁴	Jy cm ⁴	AĞIRLIK (kg/m) WEIGHT
	13091	90° DIŞTAN KÖŞE DÖNÜŞ KAPAK PROFİLİ 90° CORNER COVER PROFILE	-	-	1,950 kg/m
	13092	90° DIŞTAN KÖŞE DÖNÜŞ ÇİTA PROFİLİ 90° CORNER BEAD PROFILE	-	-	0,125 kg/m
	13094	135° KÖŞE DÖNÜŞ ÇİTA PROFİLİ 135° CORNER BEAD PROFILE	-	-	0,129 kg/m
	13093	90° DIŞTAN KÖŞE DÖNÜŞ PROFİLİ 90° CORNER COVER PROFILE	-	-	0,687 kg/m
	13097	90° İÇTEN KÖŞE DÖNÜŞ PROFİLİ 90° CORNER COVER PROFILE	-	-	1,779 kg/m
	13098	90° İÇTEN KÖŞE DÖNÜŞ PROFİLİ 90° CORNER COVER PROFILE	-	-	0,749 kg/m
	13099	90° İÇTEN KÖŞE DÖNÜŞ PROFİLİ 90° CORNER COVER PROFILE	-	-	0,688 kg/m
	13096	135° KÖŞE DÖNÜŞ PROFİLİ 135° CORNER COVER PROFILE	-	-	0,945 kg/m
	13095	135° KÖŞE DÖNÜŞ BASKI PROFİLİ 135° CORNER EXTENSION PROFILE	-	-	0,728 kg/m
	13088	KAPAK PROFİLİ COVER PROFILE	-	-	0,272 kg/m
	2006	KAPAK PROFİLİ COVER PROFILE	-	-	0,385 kg/m
	5123	KAPAK PROFİLİ COVER PROFILE	-	-	0,341 kg/m
	5046	KAPAK PROFİLİ COVER PROFILE	-	-	0,334 kg/m
	2049	KAPAK PROFİLİ COVER PROFILE	-	-	0,331 kg/m
	2009	KAPAK PROFİLİ COVER PROFILE	-	-	0,439 kg/m
	5045	KAPAK PROFİLİ COVER PROFILE	-	-	0,380 kg/m
	2050	KAPAK PROFİLİ COVER PROFILE	-	-	0,430 kg/m
	13089	KAPAK PROFİLİ COVER PROFILE	-	-	0,728 kg/m
	5047	KAPAK PROFİLİ COVER PROFILE	-	-	0,369 kg/m
	5048	KAPAK ALTI PROFİLİ SUB-COVER PROFILE	-	-	0,466 kg/m
	5124	KAPAK ALTI PROFİLİ SUB-COVER PROFILE	-	-	0,430 kg/m

** Her profil için minimum sipariş 300 kg'dır.
** Minimum order quantity is 300 kg per profile.

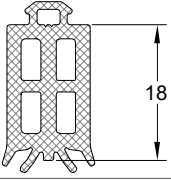
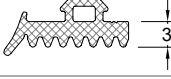
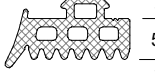
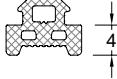
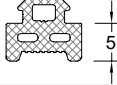
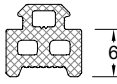
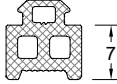
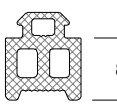
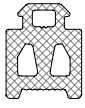
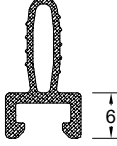
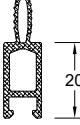
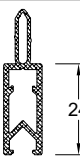
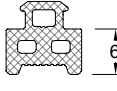
PROFİL KESİTİ PROFILE SECTION	PROFİL KODU PROFILE CODE	PROFİL ADI PROFILE NAME	Jx cm ⁴	Jy cm ⁴	AĞIRLIK (kg/m) WEIGHT
	5052	KAPAK ALTI PROFİLİ SUB-COVER PROFILE	-	-	0,515 kg/m
	7619	KAPAK ALTI PROFİLİ SUB-COVER PROFILE	-	-	0,337 kg/m
	5080	BADEM KAPAK PROFİLİ CONVEX COVER PROFILE	-	-	1,106 kg/m
	5051	BADEM KAPAK PROFİLİ CONVEX COVER PROFILE	-	-	1,253 kg/m
	5050	BADEM KAPAK PROFİLİ CONVEX COVER PROFILE	-	-	1,635 kg/m
	5049	BADEM KAPAK PROFİLİ CONVEX COVER PROFILE	-	-	1,874 kg/m
	10065	BADEM KAPAK PROFİLİ CONVEX COVER PROFILE	-	-	2,719 kg/m
	9691	BADEM KAPAK PROFİLİ CONVEX COVER PROFILE	-	-	1,498 kg/m
	8369	BADEM KAPAK PROFİLİ CONVEX COVER PROFILE	-	-	4,515 kg/m
	5129	DİLASYON PROFİLİ DILATATION PROFILE	-	-	4,655 kg/m
	6123	DİLASYON PROFİLİ DILATATION PROFILE	-	-	2,753 kg/m
	6122	DİLASYON PROFİLİ DILATATION PROFILE	-	-	3,119 kg/m
	6125	DİLASYON PROFİLİ DILATATION PROFILE	-	-	2,483 kg/m
	6124	DİLASYON PROFİLİ DILATATION PROFILE	-	-	2,199 kg/m
	5093	CAM YAPIŞTIRMA PROFİLİ GLAZING BONDING PROFILE	-	-	0,128 kg/m
	5094	KASET PROFİLİ CASSETTE PROFILE	-	-	0,340 kg/m
	5042	BAĞLANTI PROFİLİ CONNECTION PROFILE	-	-	1,144 kg/m
	5041	KIRLANGIÇ BAĞLANTI PROFİLİ CONNECTION PROFILE	-	-	2,211 kg/m
	5040	KIRLANGIÇ BAĞLANTI PROFİLİ CONNECTION PROFILE	-	-	0,456 kg/m
	6121	BAĞLANTI PROFİLİ CONNECTION PROFILE	-	-	2,027 kg/m
	6115	TEK CAM KASET PROFİLİ SINGLE GLAZING CASSETTE PROFILE	-	-	0,411 kg/m
	6116	TEK CAM KASET PROFİLİ SINGLE GLAZING CASSETTE PROFILE	-	-	0,530 kg/m

** Her profil için minimum sipariş 300 kg'dır.
** Minimum order quantity is 300 kg per profile.

PROFİL KESİTİ PROFILE SECTION	PROFİL KODU PROFILE CODE	PROFİL ADI PROFILE NAME	Jx cm ⁴	Jy cm ⁴	AĞIRLIK (kg/m) WEIGHT
	6118	CAM ÇITA KLİPS PROFİLİ GLAZING BEAD CLIP PROFILE	-	-	0,298 kg/m
	6119	CAM ÇITA KLİPS PROFİLİ GLAZING BEAD CLIP PROFILE	-	-	0,440 kg/m
	1122	TİJ PROFİLİ STEM BAR PROFILE	-	-	0,157 kg/m
	8241	TİJ PROFİLİ STEM BAR PROFILE	-	-	0,099 kg/m
	6120	CAM ALTI TAKOZ PROFİLİ SUB-GLAZING WEDGE PROFILE	-	-	0,265 kg/m
	9748	CAM ÇITA KLİPS PROFİLİ GLAZING BEAD CLIP PROFILE	-	-	0,419 kg/m
	6117	CAM ALTI TAKOZ PROFİLİ SUB-GLAZING WEDGE PROFILE	-	-	0,254 kg/m
	1662	KÖŞE TAKOZ PROFİLİ CORNER WEDGE PROFILE	-	-	2,576 kg/m
	5022	KÖŞE TAKOZ PROFİLİ CORNER WEDGE PROFILE	-	-	2,245 kg/m
	5164	U PROFİLİ U PROFILE	-	-	0,285 kg/m

** Her profil için minimum sipariş 300 kg'dır.
** Minimum order quantity is 300 kg per profile.

AKSESUAR ACCESSORY	STOK KODU REFERENCE CODE	AKSESUAR ADI DESCRIPTION	AKSESUAR KODU PRODUCT CODE	PAKET PACK
	03 010103	CEPHE CAM FİTİLİ (3 mm) FACADE GLAZING GASKET (3 mm)	FS50ECO-CF.03	165 mt / paket 10 kg
	03 010104	CEPHE CAM FİTİLİ (4 mm) FACADE GLAZING GASKET (4 mm)	FS50ECO-CF.04	145 mt / paket 10 kg
	03 010105	CEPHE CAM FİTİLİ (5 mm) FACADE GLAZING GASKET (5 mm)	FS50ECO-CF.05	120 mt / paket 10 kg
	03 010116	CEPHE CAM FİTİLİ (6 mm) FACADE GLAZING GASKET (6 mm)	FS50ECO-CF.06	105 mt / paket 10 kg
	03 010107	CEPHE CAM FİTİLİ (7 mm) FACADE GLAZING GASKET (7 mm)	FS50ECO-CF.07	95 mt / paket 10 kg
	03 010108	CEPHE CAM FİTİLİ (8 mm) FACADE GLAZING GASKET (8 mm)	FS50ECO-CF.08	85 mt / paket 10 kg
	03 010109	CEPHE CAM FİTİLİ (9 mm) FACADE GLAZING GASKET (9 mm)	FS50ECO-CF.09	80 mt / paket 10 kg
	03 011010	CEPHE CAM FİTİLİ (10 mm) FACADE GLAZING GASKET (10 mm)	FS50ECO-CF.10	75 mt / paket 10 kg
	03 011011	CEPHE CAM FİTİLİ (11 mm) FACADE GLAZING GASKET (11 mm)	FS50ECO-CF.11	70 mt / paket 10 kg
	03 010112	CEPHE CAM FİTİLİ (12 mm) FACADE GLAZING GASKET (12 mm)	FS50ECO-CF.12	65 mt / paket 10 kg
	03 010113	CEPHE CAM FİTİLİ (13 mm) FACADE GLAZING GASKET (13 mm)	FS50ECO-CF.13	60 mt / paket 10 kg
	03 010114	CEPHE CAM FİTİLİ (14 mm) FACADE GLAZING GASKET (14 mm)	FS50ECO-CF.14	165 mt / paket 10 kg
	03 010115	CEPHE CAM FİTİLİ (15 mm) FACADE GLAZING GASKET (15 mm)	FS50ECO-CF.15	145 mt / paket 10 kg

AKSESUAR ACCESSORY	STOK KODU REFERENCE CODE	AKSESUAR ADI DESCRIPTION	AKSESUAR KODU PRODUCT CODE	PAKET PACK
	03 010118	CEPHE CAM FİTİLİ (18 mm) FACADE GLAZING GASKET (18 mm)	FS50ECO-CF.18	165 mt / paket 10 kg
	03 010606	KAPAK ALTI DIŞ CAM FİTİLİ UNDER COVER OUTHUR GLAZING GASKET	FS50ECO-KF.30	135 mt / paket 10 kg
	03 010607	KAPAK ALTI DIŞ CAM FİTİLİ UNDER COVER OUTHUR GLAZING GASKET	FS50ECO-KF.50	105 mt / paket 10 kg
	03 015569	CEPHE ORTA BASKI FİTİLİ (4 mm) CENTER PRESSURE GASKET (4 mm)	FS50ECO-MF.04	180 mt / paket 10 kg/mt
	03 015570	CEPHE ORTA BASKI FİTİLİ (5 mm) CENTER PRESSURE GASKET (5 mm)	FS50ECO-MF.05	150 mt / paket 10 kg/mt
	03 015565	CEPHE ORTA BASKI FİTİLİ (6 mm) CENTER PRESSURE GASKET (6 mm)	FS50ECO-MF.06	130 mt / paket 10 kg/mt
	03 015568	CEPHE ORTA BASKI FİTİLİ (7 mm) CENTER PRESSURE GASKET (7 mm)	FS50ECO-MF.07	120 mt / paket 10 kg/mt
	03 010733	CEPHE ORTA BASKI FİTİLİ (8 mm) CENTER PRESSURE GASKET (8 mm)	FS50ECO-MF.08	110 mt / paket 10 kg/mt
	03 015566	CEPHE ORTA BASKI FİTİLİ (9 mm) CENTER PRESSURE GASKET (9 mm)	FS50ECO-MF.09	100 mt / paket 10 kg/mt
	03 071068	CEPHE ISI İZOLATÖR (12 mm) ? (12 mm)	FS50ECO-PLS.06	60 mt / paket 10 kg/mt
	03 071067	CEPHE ISI İZOLATÖR ? (12 mm)	FS50ECO-PLS.20	60 mt / paket 10 kg/mt
	03 071069	CEPHE ISI İZOLATÖR (15 mm) ? (15 mm)	FS50ECO-PLS.24	145 mt / paket 10 kg/mt
	03 015568	CEPHE ISI İZOLATÖR FİTİLİ (7 mm) ? GASKET (7 mm)	FS50ECO-IF.04	180 mt / paket 10 kg/mt
	03 015560	CEPHE ISI İZOLATÖR FİTİLİ (6 mm) ? (6 mm)	FS50ECO-IF.06	130 mt / paket 10 kg/mt

AKSESUAR ACCESSORY	STOK KODU REFERENCE CODE	AKSESUAR ADI DESCRIPTION	AKSESUAR KODU PRODUCT CODE	PAKET PACK
	03 015562	CEPHE ISI İZOLATÖR (7 mm) ? (7 mm)	FS50ECO-IF.07	120 mt / paket 10 kg/mt
	03 010441	CEPHE İÇİ KASA DERZ FİTİLİ DERZ GASKET (8 mm)	FS50ECO-KTF.20	175 mt / paket 10 kg/mt
	03 010611	CEPHE GİZLİ KANAT KASA FİTİLİ SASH-FRAME GASKET	FS50ECO-KYF.10	115 mt / paket 10 kg/mt
	03 010220	CEPHE İÇİ KASET DERZ FİTİLİ DERZ GASKET	FS50ECO-TF.20	140 mt / paket 10 kg/mt
	03 010240	CEPHE İÇİ KASET DERZ FİTİLİ DERZ GASKET	FS50ECO-TF.40	120 mt / paket 10 kg/mt
	03 015556	CEPHE ORTA BASKI FİTİLİ DERZ GASKET	FS50ECO-KYF.03	215 mt / paket 10 kg/mt
	03 010610	YARI KAPAKLI CEPHE DÜŞEY FİTİLİ VERTICAL GASKET	FS50ECO-KF.10	60 mt / paket 10 kg/mt
	03 010730	ORTA BASKI FİTİLİ CENTER PRESSURE GASKET	FS50ECO-OYF.30	50 mt / paket 10 kg/mt
	03 010729	SİLİKON CEPHE AÇILI ORTA BASKI FİTİLİ VERTICAL GASKET	FS50ECO-OYF.40	145 mt / paket 10 kg/mt
	03 010609	KAPAK ÜSTÜ FİTİLİ ON COVER GASKET	FS50ECO-KF.20	147 mt / paket 10 kg/mt
	03 015572	CAM YASTIK FİTİLİ GLAZING GASKET	FS50ECO-CYF.30	66 mt / paket 10 kg/mt

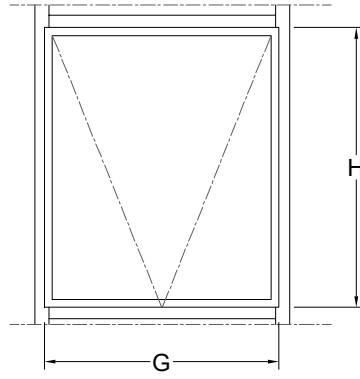
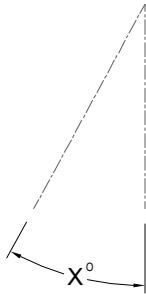
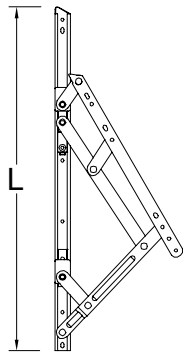
AKSESUAR ACCESSORY	STOK KODU REFERENCE CODE	AKSESUAR ADI DESCRIPTION	AKSESUAR KODU PRODUCT CODE	PAKET PACK
 ÖLÇEK:1/2	03 010326	KAPAK ALTI DIŞ CAM FİTİLİ GLASS GASKET	FS50ECO-BKF.30	52 mt / paket 10 kg
	03 010325	KAPAK ALTI DIŞ CAM FİTİLİ GLASS GASKET	FS50ECO-STF.30	159 mt / paket 10 kg
	03 010330	KAPAK ALTI DIŞ CAM FİTİLİ GLASS GASKET	FS50ECO-CYF.10	105 mt / paket 10 kg
	03 070106	2 MM KAMA FİTİLİ GLASS GASKET	FS50ECO-KMF.02	
	03 015571	KAPAK ALTI FİTİLİ UNDER COVER GASKET	FS50ECO-CF.20	220 mt / paket 10 kg/mt
	31 020413	CEPHE ISI İZOLATÖR FACADE THERMAL INSULATOR	FS50ECO-AP.413	60 mt / paket 10 kg
 ÖLÇEK:1/2	01 071061	CEPHE ISI İZOLATÖR FACADE THERMAL INSULATION	FS50ECO-PLS.15	60 mt / paket 10 kg
	01 100402	GIESSE CEPHE KOLU (BEYAZ) GIESSE FACADE HANDLE (WHITE)	FS50ECO-GCK.402	1 ad / paket
	01 100405	GIESSE CEPHE KOLU (SİYAH) GIESSE FACADE HANDLE (BLACK)	FS50ECO-GCK.400	1 ad / paket
	01 100409	GIESSE CEPHE KOLU (GRİ) GIESSE FACADE HANDLE (GRAY)	FS50ECO-GCK.409	1 ad / paket
	01 100600	KASET ALTI TAKOZ (PVC) UNDER CASSETTE WEDGE (PVC)	FS50ECO-KT.107	100 ad / paket
 ÖLÇEK:1/2	03 100601	YATAY BAĞLANTI APARATI (PVC) HORIZONTAL CONNECTION APARAT	FS50ECO-YT.106	250 ad / paket

AKSESUAR ACCESSORY	STOK KODU REFERENCE CODE	AKSESUAR ADI DESCRIPTION	AKSESUAR KODU PRODUCT CODE	PAKET PACK
	03 070350	CEPHE KÖŞE VULKANİZE FİTİL SAĞ/SOL FACADE CORNER VULCANIZE GASKET RIGHT/LEFT	FS50ECO-CVK.93	40 tk / pk
	03 070351	CEPHE KÖŞE VULKANİZE FİTİL SAĞ/SOL FACADE CORNER VULCANIZE GASKET RIGHT/LEFT	FS50ECO-CVK.104	40 tk / pk
	03 070352	CEPHE KÖŞE VULKANİZE FİTİL SAĞ/SOL FACADE CORNER VULCANIZE GASKET RIGHT/LEFT	FS50ECO-CVK.115	40 tk / pk
	03 070353	CEPHE KÖŞE VULKANİZE FİTİL SAĞ/SOL FACADE CORNER VULCANIZE GASKET RIGHT/LEFT	FS50ECO-CVK.126	40 tk / pk
	03 070354	CEPHE KÖŞE VULKANİZE FİTİL SAĞ/SOL FACADE CORNER VULCANIZE GASKET RIGHT/LEFT	FS50ECO-CVK.137	40 tk / pk
	03 070355	CEPHE KÖŞE VULKANİZE FİTİL SAĞ/SOL FACADE CORNER VULCANIZE GASKET RIGHT/LEFT	FS50ECO-CVK.148	40 tk / pk
	03 070357	CEPHE KÖŞE VULKANİZE FİTİL SAĞ/SOL FACADE CORNER VULCANIZE GASKET RIGHT/LEFT	FS50ECO-CVK.20	40 tk / pk
	03 070358	CEPHE KÖŞE VULKANİZE FİTİL SAĞ/SOL FACADE CORNER VULCANIZE GASKET RIGHT/LEFT	FS50ECO-CVK.40	40 tk / pk
 ÖLÇEK:1/4	03 070554	60 HEMYÜZ GENLEŞME YAKASI (EPDM) GASKET (EPDM)	FS50ECO-HYK.60	1 pk / 100 ad
 ÖLÇEK:1/4	03 070557	80 HEMYÜZ GENLEŞME YAKASI (EPDM) GASKET (EPDM)	FS50ECO-HYK.80	1 pk / 100 ad

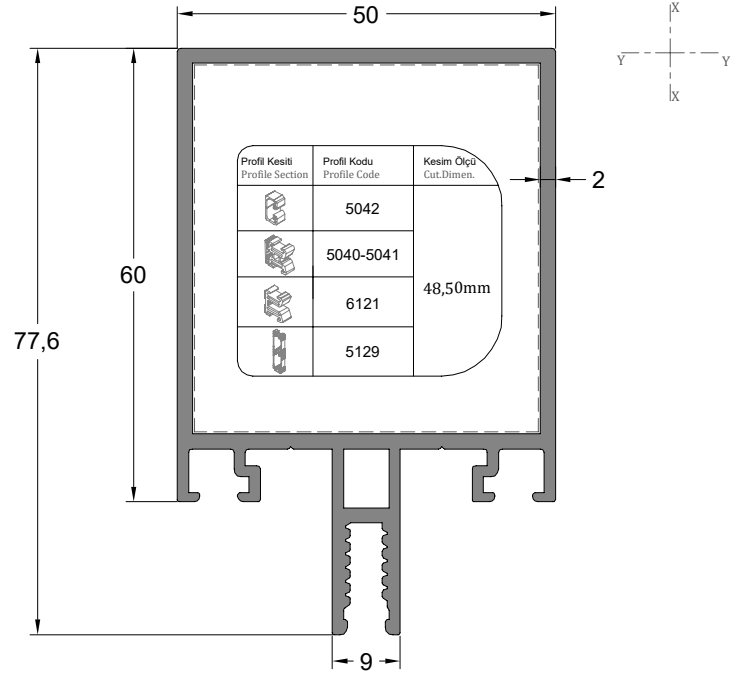
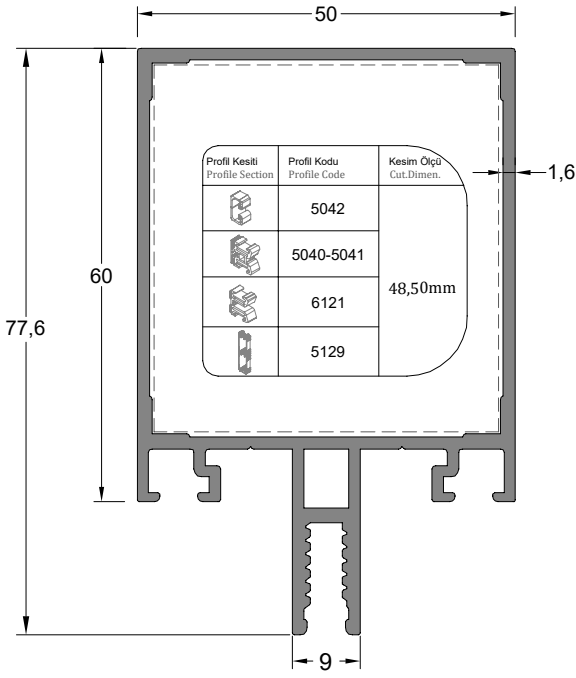
AKSESUAR ACCESSORY	STOK KODU REFERENCE CODE	AKSESUAR ADI DESCRIPTION	AKSESUAR KODU PRODUCT CODE	PAKET PACK
 ÖLÇEK:1/4	03 070451	100 HEMYÜZ GENLEŞME YAKASI (EPDM) GASKET (EPDM)	FS50ECO-HYK.100	1 pk / 100 ad
 ÖLÇEK:1/4	03 070452	120 HEMYÜZ GENLEŞME YAKASI (EPDM) GASKET (EPDM)	FS50ECO-HYK.120	1 pk / 100 ad
 ÖLÇEK:1/4	03 070565	135 HEMYÜZ GENLEŞME YAKASI (EPDM) GASKET (EPDM)	FS50ECO-HYK.135	1 pk / 100 ad
 ÖLÇEK:1/4	03 070568	150 HEMYÜZ GENLEŞME YAKASI (EPDM) GASKET (EPDM)	FS50ECO-HYK.150	1 pk / 100 ad
 ÖLÇEK:1/4	03 070503	60'LİK GENLEŞME U YAKA (EPDM) GASKET (EPDM)	FS50ECO-UYK.60	1 pk / 100 ad
 ÖLÇEK:1/4	03 070472	80'LİK GENLEŞME U YAKA (EPDM) GASKET (EPDM)	FS50ECO-UYK.80	1 pk / 100 ad
 ÖLÇEK:1/4	03 070508	100'LÜK GENLEŞME U YAKA (EPDM) GASKET (EPDM)	FS50ECO-UYK.100	1 pk / 100 ad
 ÖLÇEK:1/4	03 070509	120'LİK GENLEŞME U YAKA (EPDM) GASKET (EPDM)	FS50ECO-UYK.120	1 pk / 100 ad
 ÖLÇEK:1/4	03 070511	135'LİK GENLEŞME U YAKA (EPDM) GASKET (EPDM)	FS50ECO-UYK.135	1 pk / 100 ad
 ÖLÇEK:1/4	03 070514	150'LİK GENLEŞME U YAKA (EPDM) GASKET (EPDM)	FS50ECO-UYK.150	1 pk / 100 ad

AKSESUAR ACCESSORY	STOK KODU REFERENCE CODE	AKSESUAR ADI DESCRIPTION	AKSESUAR KODU PRODUCT CODE	PAKET PACK
 ÖLÇEK:1/4	01 070403	80'LİK KIRLANGIÇ YAKA (EPDM) GASKET (EPDM)	FS50ECO-YK.80	1 pk / 100 ad
 ÖLÇEK:1/4	01 070405	100'LÜK KIRLANGIÇ YAKA (EPDM) GASKET (EPDM)	FS50ECO-YK.100	1 pk / 100 ad
 ÖLÇEK:1/4	01 070406	120'LİK KIRLANGIÇ YAKA (EPDM) GASKET (EPDM)	FS50ECO-YK.120	1 pk / 100 ad
	01 120205	CEPHE PİM KARŞILIK FACADE PIN OPPOSITE	FS50ECO-CPK.205	100 ad / paket
	01 120100	İSPANYOLET PİMİ ESPAGNOLETTE PIN	FS50ECO-IP.100	100 ad / paket
	01 020880	FORZA BÜKÜMLÜ CEPHE KOLU (NATÜREL) FORZA FACADE HANDLE (NATURAL)	FS50ECO-FCK.880	1 ad / paket
	01 020881	FORZA BÜKÜMLÜ CEPHE KOLU (BEYAZ) FORZA FACADE HANDLE (WHITE)	FS50ECO-FCK.881	1 ad / paket
	01 020882	FORZA BÜKÜMLÜ CEPHE KOLU (SİYAH) FORZA FACADE HANDLE (BLACK)	FS50ECO-FCK.882	1 ad / paket
 ÖLÇEK:1/2	03 100624	CAM ALTI TAKOZU (75 mm) UNDER GLAZING WEDGE (75 mm)	FS50ECO-CT.33 Ağırlığı 100 kg'dan düşük pano veya ısıcamlar için (FOR PANELS OR GLAZING LESS THAN 100 KG)	1 ad / paket
 ÖLÇEK:1/2	03 100625	CAM ALTI TAKOZU (75 mm) UNDER GLAZING WEDGE (75 mm)	FS50ECO-CT.43 Ağırlığı 100-200 kg ağırlığındaki pano veya ısıcamlar için (FOR PANELS OR GLAZING WITH OF 100-200 KG)	1 ad / paket
	08 100103	NORTON BANT NORTON TAPE	FS50ECO-NB.103	50 mt / paket
	03 060101	POLİÜRETAN DOLGU SOSİS POLYURETHANE JOINT FILLER GASKET	FS50ECO-PDS.101	450 mt / paket
	08 040230	DERZ SİLİKON JOINT SILICONE	FS50ECO-DS.230	24 ad / paket
	01 100200	CIVATA & SOMUN & RONDELA (M10 X 90) BOLT&NUT&WASHER (M10X90)	FS50ECO-CSR.200	
	01 100816	HAREKET TRANSFER KÖŞE PARÇASI DYNAMIC TRANSFER CORNER PIECE	FS50ECO-TKP.816	300 ad / paket

AKSESUAR ACCESSORY	STOK KODU REFERENCE CODE	AKSESUAR ADI DESCRIPTION	AKSESUAR KODU PRODUCT CODE	PAKET PACK
	01 120222	TİJ BAĞLANTI PARÇASI STEM BAR CONNECTION PIECE	FS50ECO-	100 ad / paket
	01 100121	HAREKETLİ VE SABİT ANKRAJ (80 mm) DYNAMIC AND FIXED ANCHORAGE (80 mm)	FS50ECO-	20 ad / paket
	01 100116	HAREKETLİ VE SABİT ANKRAJ (100 mm) DYNAMIC AND FIXED ANCHORAGE (100 mm)	FS50ECO-	20 ad / paket
	01 100117	HAREKETLİ VE SABİT ANKRAJ (120 mm) DYNAMIC AND FIXED ANCHORAGE (120 mm)	FS50ECO-	20 ad / paket
	11 010915	Ø3.9X16 mm YSB SAC VİDA Ø3.9X16 mm CURVED TOP SCREW	FS50ECO-SC.915	250 ad / paket
	11 010937	Ø4.8X25 mm YSB SAC VİDA Ø4.8X25 mm CURVED TOP SCREW	FS50ECO-SC.937	250 ad / paket
	11 010938	Ø4.8X32 mm YSB SAC VİDA Ø4.8X32 mm CURVED TOP SCREW	FS50ECO-SC.938	250 ad / paket
	11 010939	Ø4.8X38 mm YSB SAC VİDA Ø4.8X38 mm CURVED TOP SCREW	FS50ECO-SC.939	250 ad / paket
	11 010940	Ø4.8X45 mm YSB SAC VİDA Ø4.8X32 mm CURVED TOP SCREW	FS50ECO-SC.940	250 ad / paket
	11 010941	Ø4.8X50 mm YSB SAC VİDA Ø4.8X32 mm CURVED TOP SCREW	FS50ECO-SC.941	250 ad / paket
	11 010942	Ø4.8X60 mm YSB SAC VİDA Ø4.8X32 mm CURVED TOP SCREW	FS50ECO-SC.942	250 ad / paket

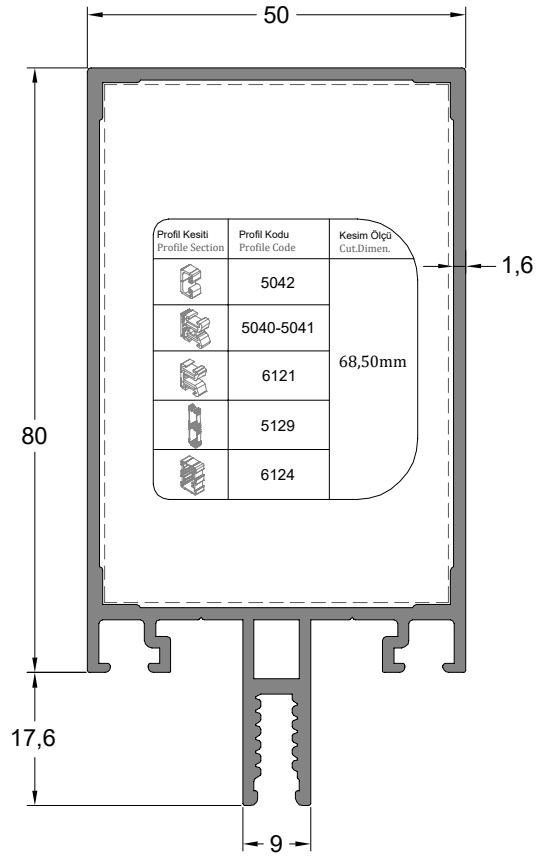
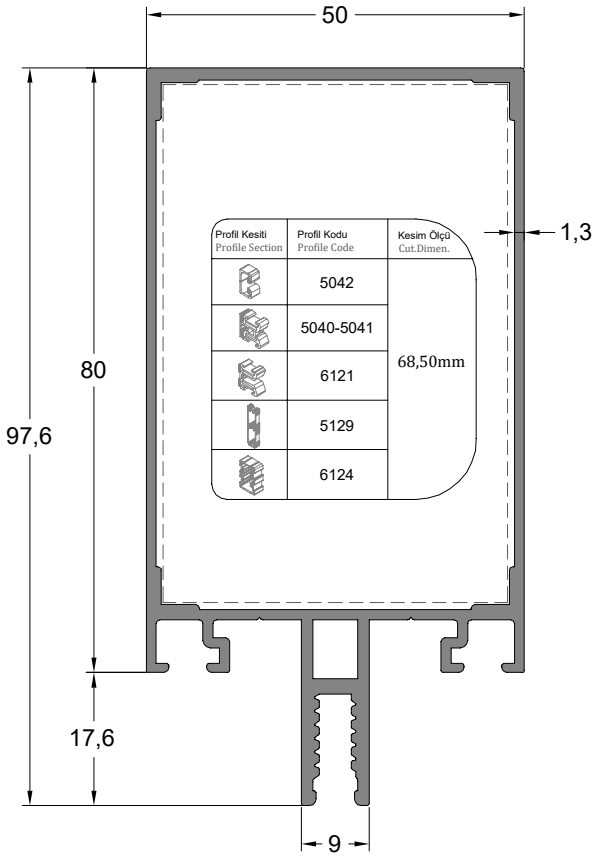


STOK KODU REFERENCE CODE	MAKAS BOYU (L) TRUSS SIZE		MAKS.AÇILMA DERECE (X) MAX DILATION DEGRESS	MAKS. KANAT YÜKSEKLİK (G) MAX SASH HEIGHT	MAKS. KANAT GENİŞLİK (G) MAX SASH WIDTH	MAKS. KANAT AĞIRLIK MAX SASH WEIGHT
01 100447	10"	261,5 mm	35°	700 mm	1200 mm	50 kg
01 100448	12"	317,5 mm	30 / 35°	800 mm	1200 mm	60 kg
01 100449	14"	353,5 mm	30 / 35°	1000 mm	1300 mm	69,5 kg
01 100450	16"	414,5 mm	30 / 35°	1200 mm	1400 mm	88,5 kg
01 100451	18"	458,5 mm	25 / 30°	1400 mm	1400 mm	102 kg
01 100452	20"	511,5 mm	25 / 30°	1600 mm	1500 mm	135 kg
01 100453	22"	556,5 mm	20 / 25°	1700 mm	1500 mm	137 kg
01 100454	24"	602,5 mm	20 / 25°	1800 mm	1500 mm	139 kg
01 100455	28"	707,5 mm	10 / 15 / 20°	2000 mm	1500 mm	155 kg



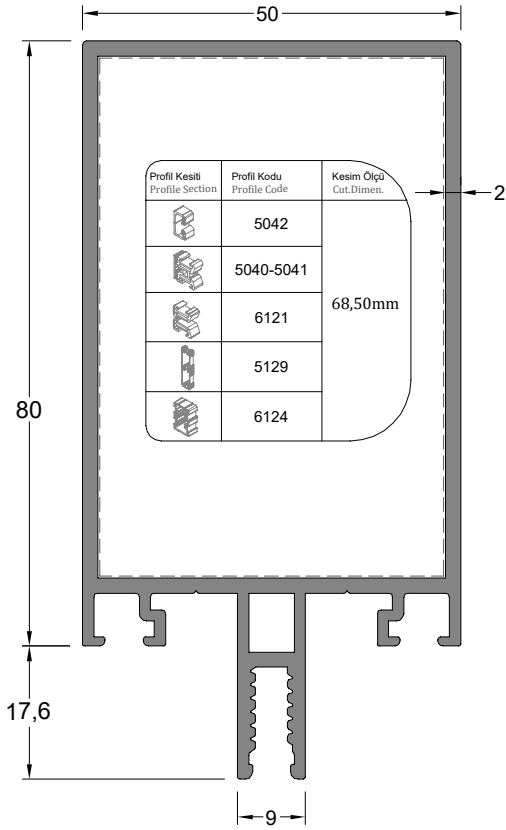
Düşey Profil VERTICAL PROFILE	Profil Kodu Profile Code	(kg/mt) Weight	Jx cm ⁴	Jy cm ⁴
	6108	1,334	29,28	15,70

Düşey Profil VERTICAL PROFILE	Profil Kodu Profile Code	(kg/mt) Weight	Jx cm ⁴	Jy cm ⁴
	6109	1,498	32,19	17,73

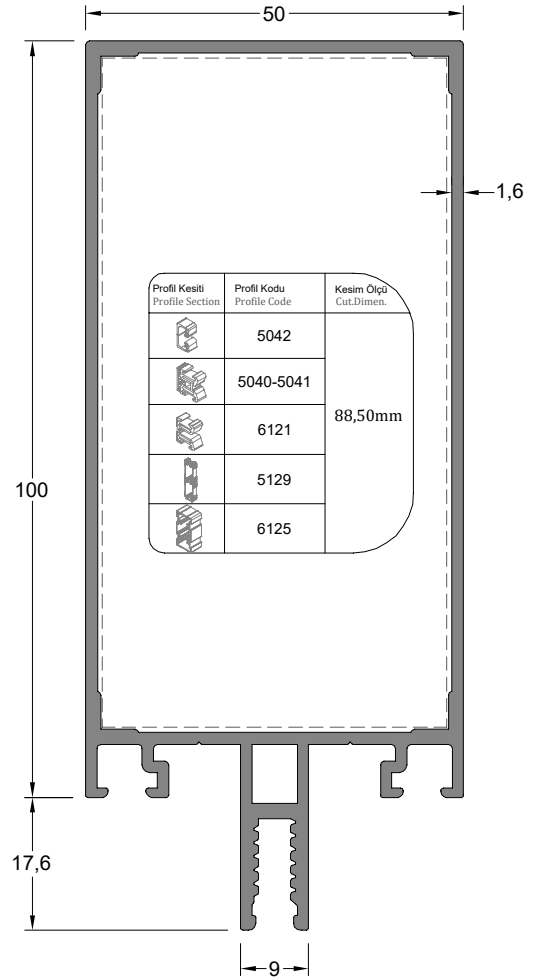


Düşey Profil VERTICAL PROFILE	Profil Kodu Profile Code	(kg/mt) Weight	Jx cm ⁴	Jy cm ⁴
	6133	1,369	53,30	17,19

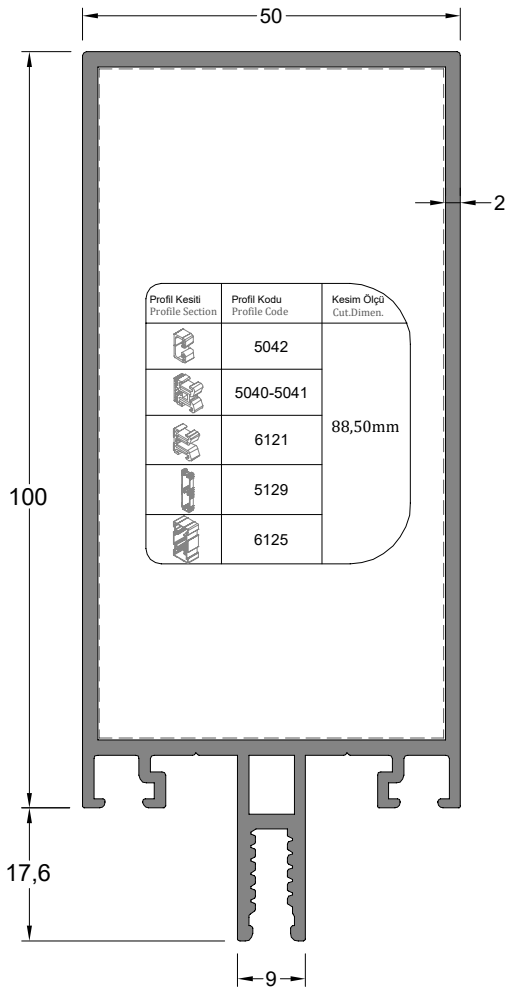
Düşey Profil VERTICAL PROFILE	Profil Kodu Profile Code	(kg/mt) Weight	Jx cm ⁴	Jy cm ⁴
	6106	1,508	55,74	19,45



Düşey Profil VERTICAL PROFILE	Profil Kodu Profile Code	(kg/mt) Weight	Jx cm ⁴	Jy cm ⁴
	6107	1,714	61,75	22,31

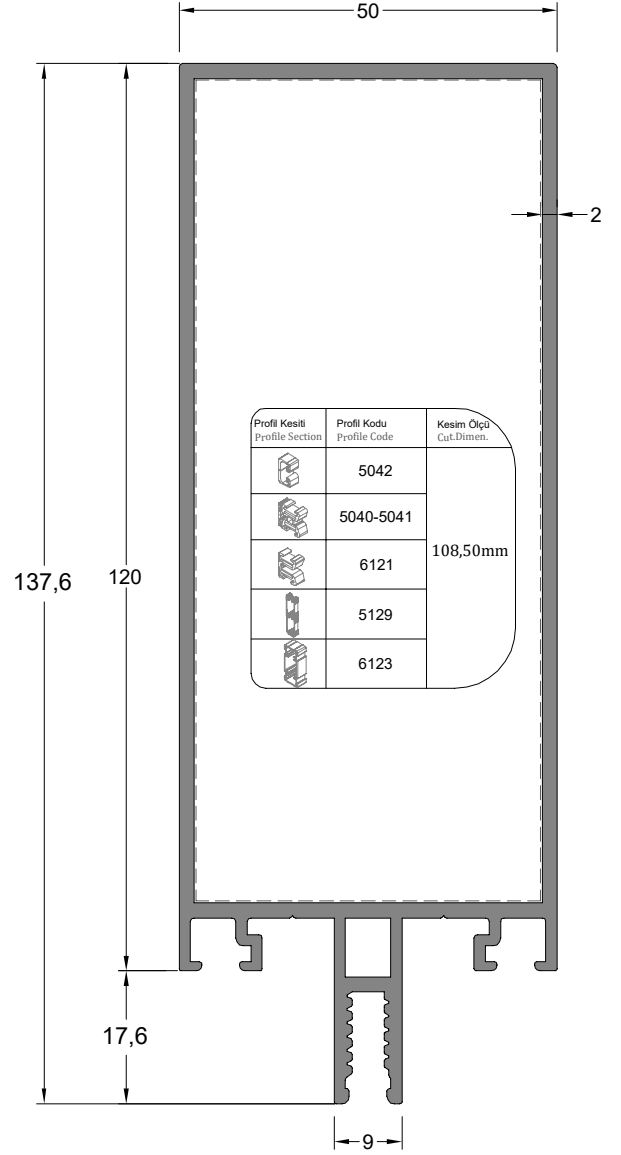
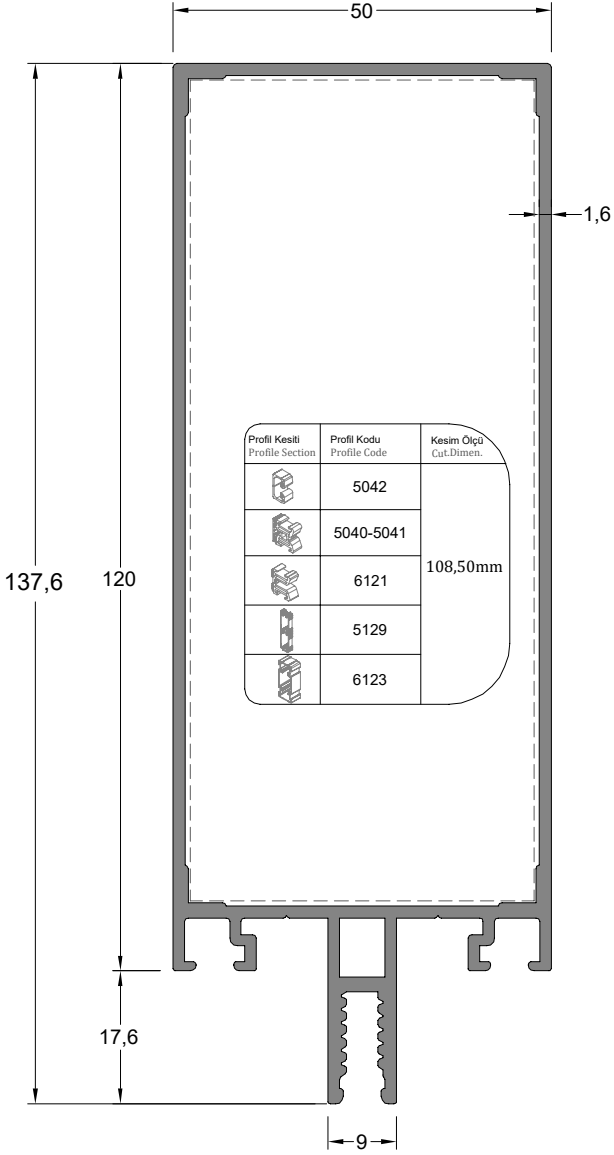
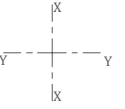


Düşey Profil VERTICAL PROFILE	Profil Kodu Profile Code	(kg/mt) Weight	Jx cm ⁴	Jy cm ⁴
	6104	1,681	93,12	23,19



Düşey Profil VERTICAL PROFILE	Profil Kodu Profile Code	(kg/mt) Weight	Jx cm ⁴	Jy cm ⁴
	6105	1,931	103,93	26,95

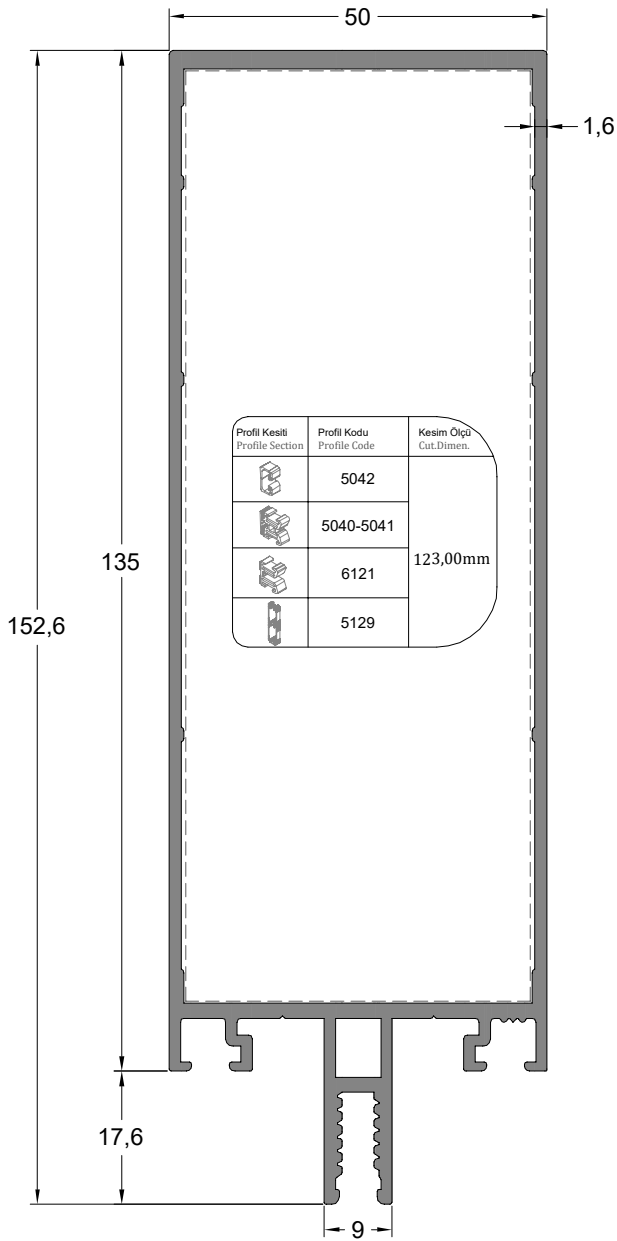
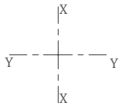
** Her profil için minimum sipariş 300 kg'dır.
** Minimum order quantity is 300 kg per profile.



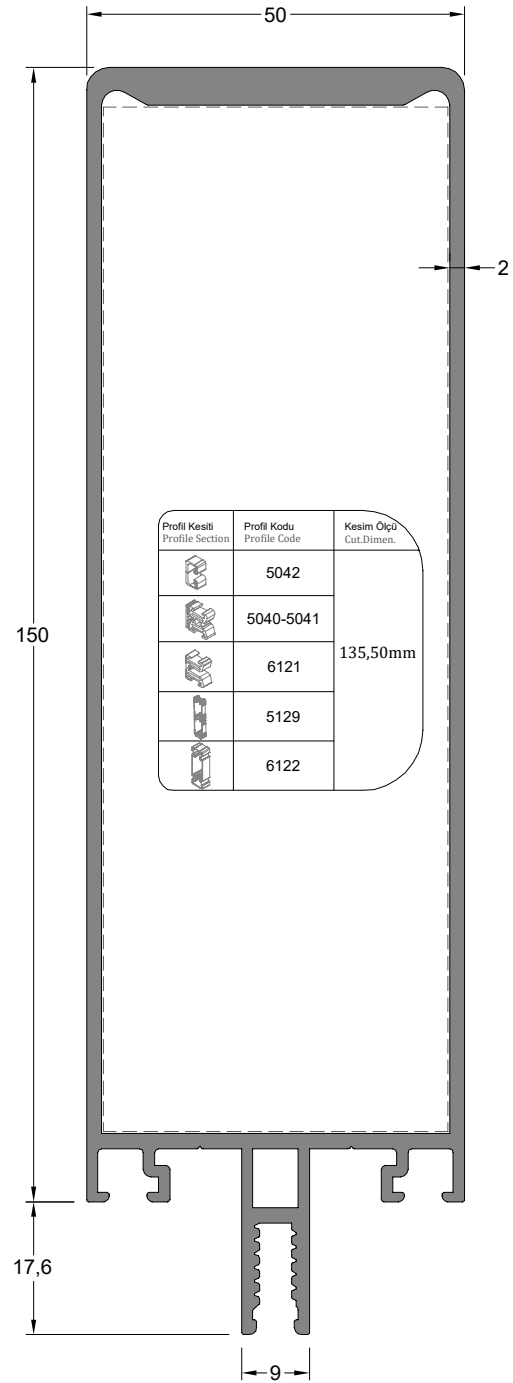
Düsey Profili VERTICAL PROFILE	Profil Kodu Profile Code	(kg/mt) Weight	Jx cm ⁴	Jy cm ⁴
	6102	1,854	142,77	26,93

Düsey Profili VERTICAL PROFILE	Profil Kodu Profile Code	(kg/mt) Weight	Jx cm ⁴	Jy cm ⁴
	6103	2,148	160,11	31,52

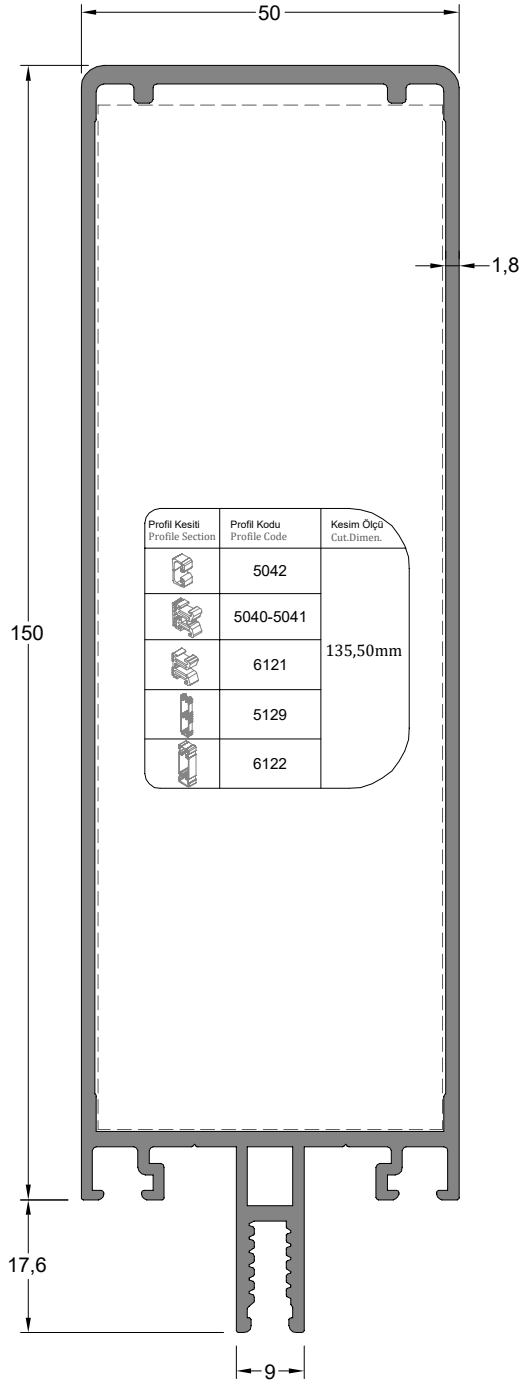
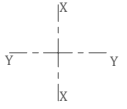
** Her profil için minimum sipariş 300 kg'dır.
** Minimum order quantity is 300 kg per profile.



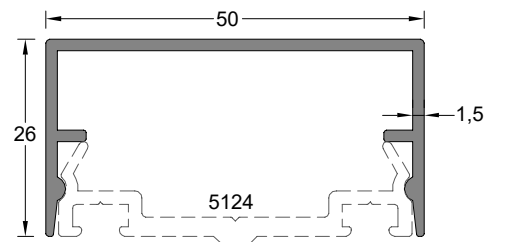
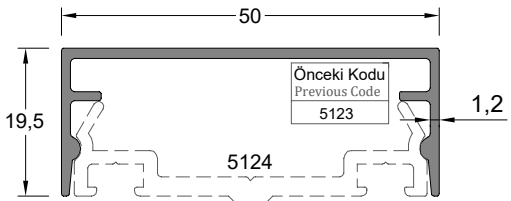
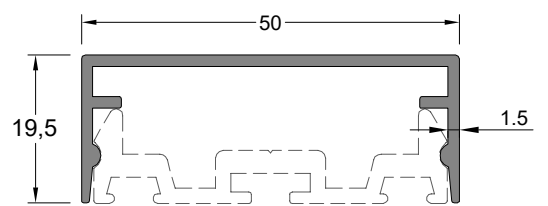
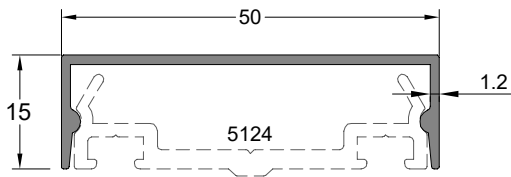
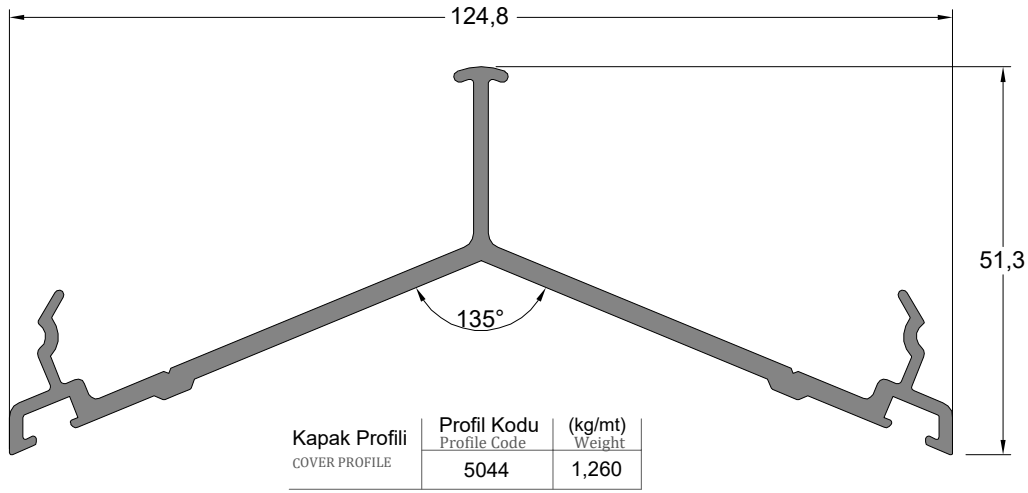
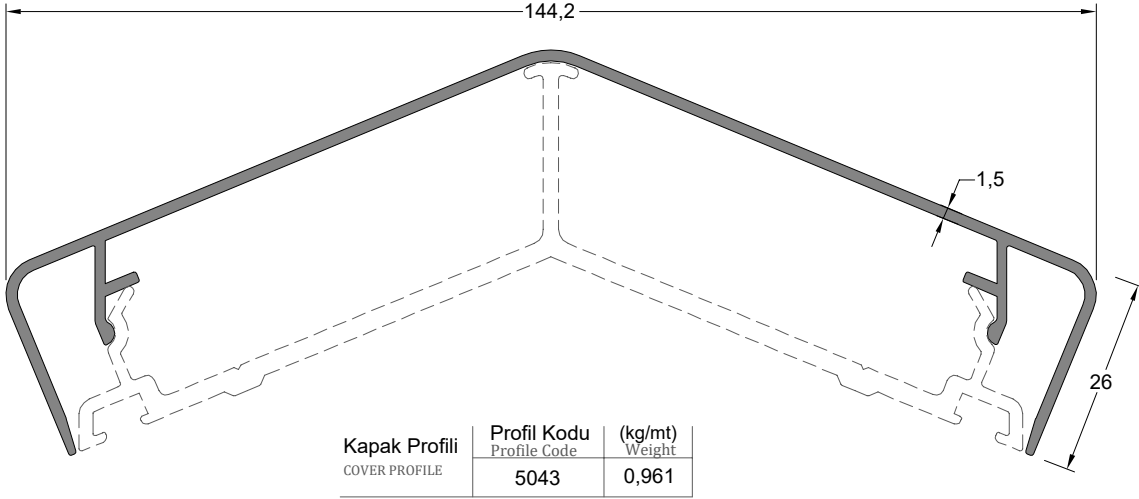
Düsey Profili VERTICAL PROFILE	Profil Kodu Profile Code	(kg/mt) Weight	Jx cm ⁴	Jy cm ⁴
	9888	2,137	215,15	30,77



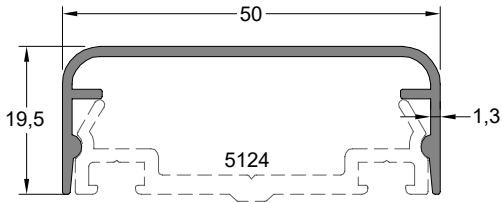
Düsey Profili VERTICAL PROFILE	Profil Kodu Profile Code	(kg/mt) Weight	Jx cm ⁴	Jy cm ⁴
	6101	2,795	345,36	39,97



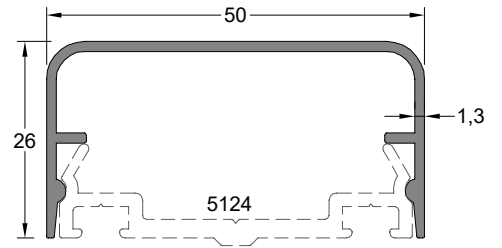
Düsey Profili VERTICAL PROFILE	Profil Kodu Profile Code	(kg/mt) Weight	Jx cm ⁴	Jy cm ⁴
	6100	2,421	287,96	36,26



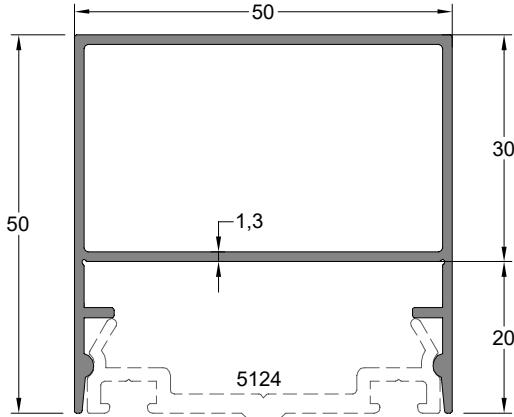
** Her profil için minimum sipariş 300 kg'dır.
** Minimum order quantity is 300 kg per profile.



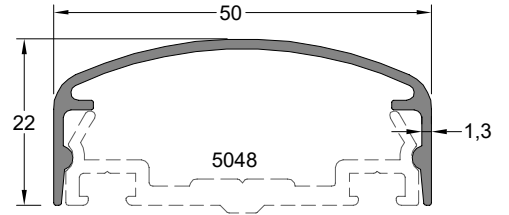
Kapak Profili	Profil Kodu	(kg/mt)
COVER PROFILE	Profile Code	Weight
	5046	0,334



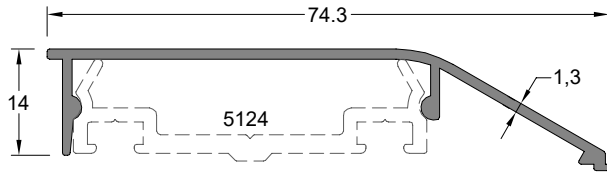
Kapak Profili	Profil Kodu	(kg/mt)
COVER PROFILE	Profile Code	Weight
	5045	0,380



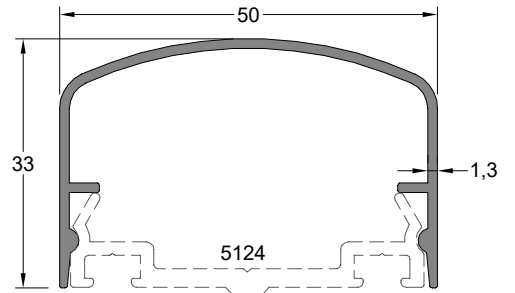
Kapak Profili	Profil Kodu	(kg/mt)
COVER PROFILE	Profile Code	Weight
	13089	0,728



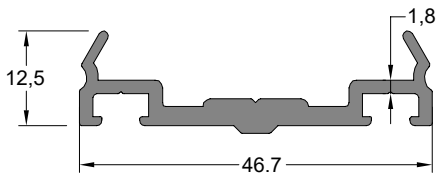
Kapak Profili	Profil Kodu	(kg/mt)
COVER PROFILE	Profile Code	Weight
	2049	0,331



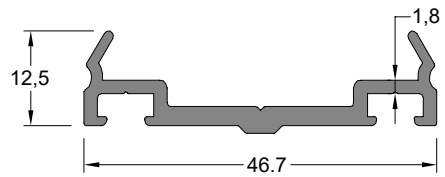
Kapak Profili	Profil Kodu	(kg/mt)
COVER PROFILE	Profile Code	Weight
	5047	0,369



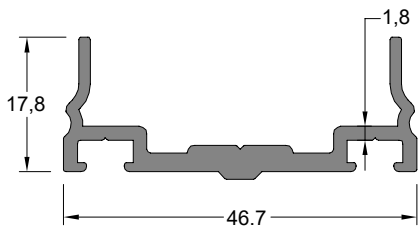
Kapak Profili	Profil Kodu	(kg/mt)
COVER PROFILE	Profile Code	Weight
	2050	0,403



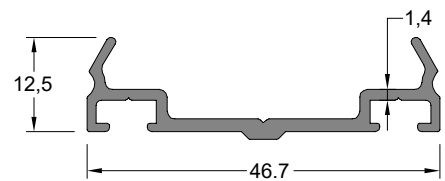
Kapak Altı Profili	Profil Kodu	(kg/mt)
COVER UNDER PROFILE	Profile Code	Weight
	5048	0,466



Kapak Altı Profili	Profil Kodu	(kg/mt)
COVER UNDER PROFILE	Profile Code	Weight
	5124	0,430

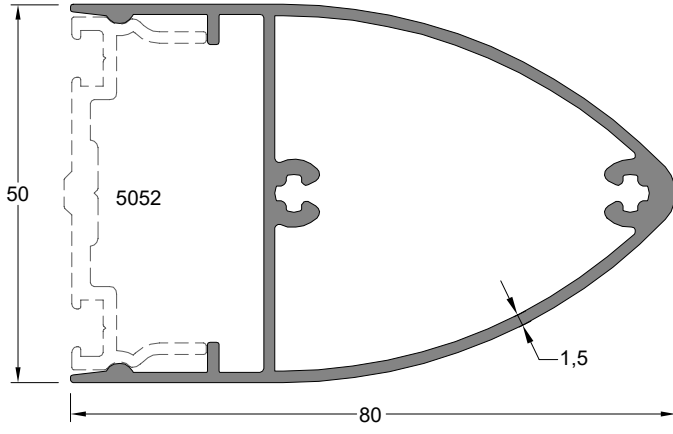


Kapak Altı Profili	Profil Kodu	(kg/mt)
COVER UNDER PROFILE	Profile Code	Weight
	5052	0,515

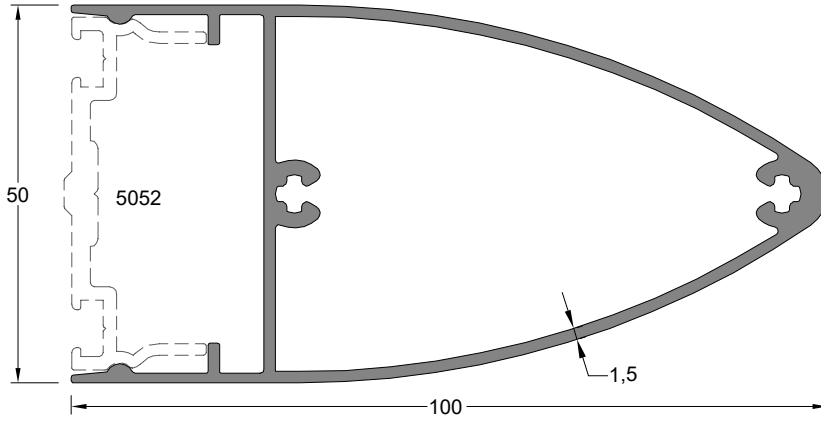


Kapak Altı Profili	Profil Kodu	(kg/mt)
COVER UNDER PROFILE	Profile Code	Weight
	7619	0,337

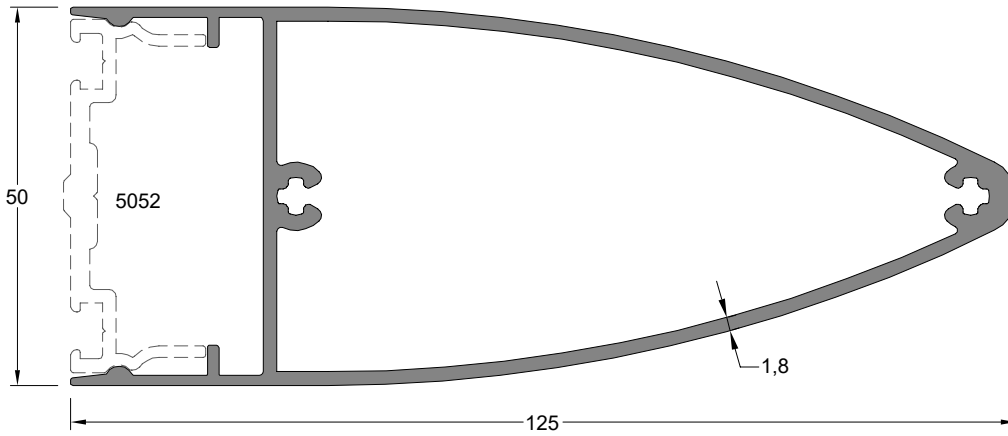
** Her profil için minimum sipariş 300 kg'dır.
** Minimum order quantity is 300 kg per profile.



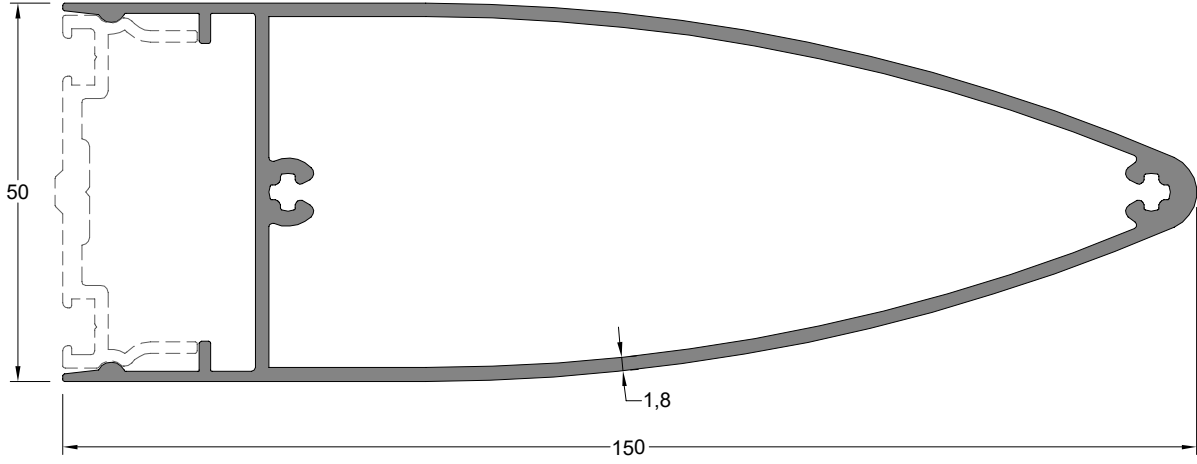
Badem Kapak Profili	Profil Kodu	(kg/mt)
CONVEX CORNER PROFILE	Profile Code	Weight
	5080	1,106



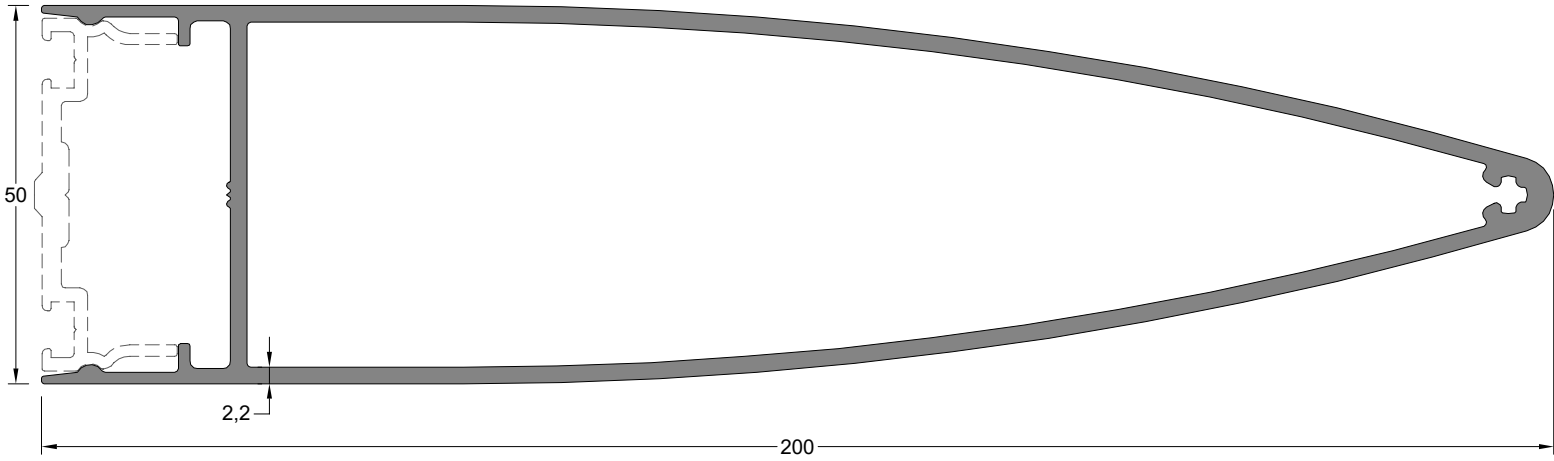
Badem Kapak Profili	Profil Kodu	(kg/mt)
CONVEX CORNER PROFILE	Profile Code	Weight
	5051	1,253



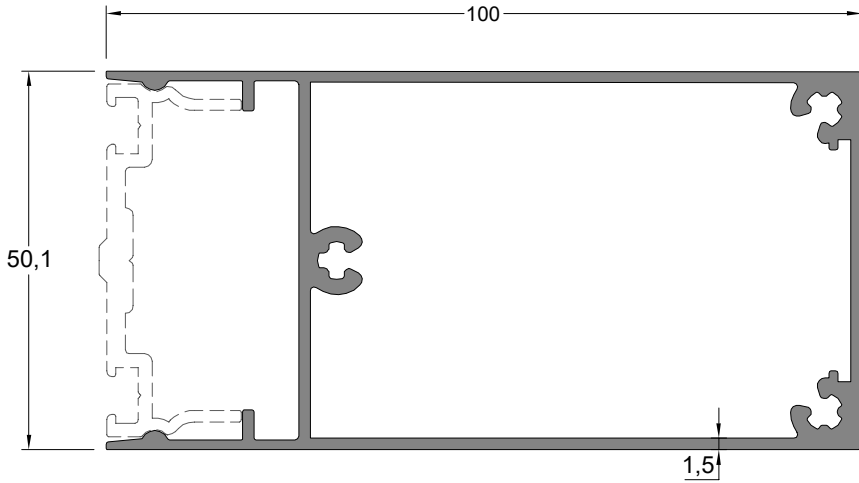
Badem Kapak Profili	Profil Kodu	(kg/mt)
CONVEX CORNER PROFILE	Profile Code	Weight
	5050	1,635



Badem Kapak Profili	Profil Kodu	(kg/mt)
CONVEX CORNER PROFILE	Profile Code	Weight
	5049	1,874

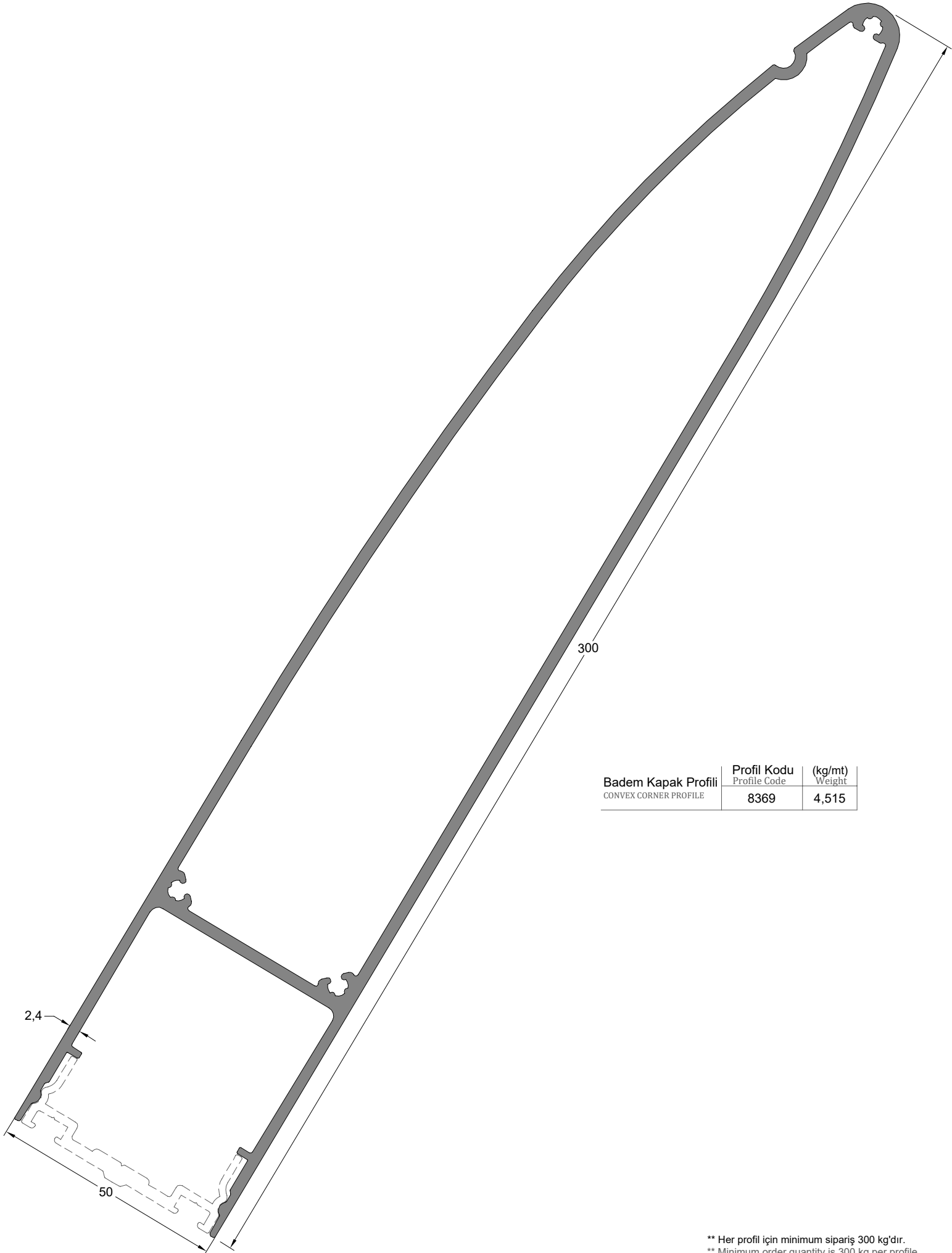


Badem Kapak Profili	Profil Kodu	(kg/mt)
CONVEX CORNER PROFILE	Profile Code	Weight
	10065	2,719



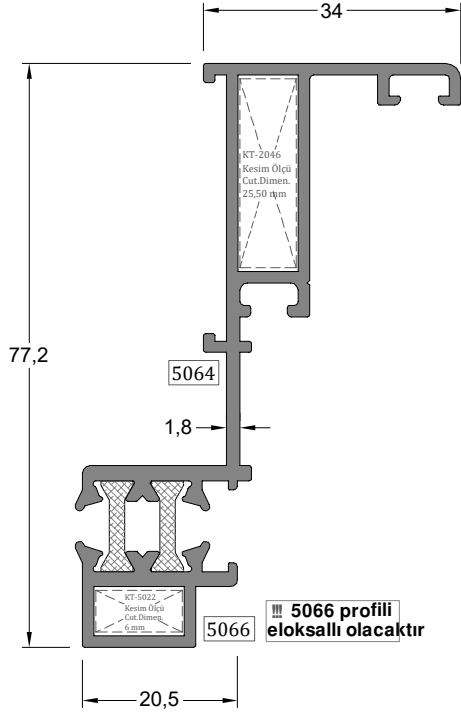
Badem Kapak Profili	Profil Kodu	(kg/mt)
ALMOND COVER PROFILE	Profile Code	Weight
	9691	1,498

** Her profil için minimum sipariş 300 kg'dır.
** Minimum order quantity is 300 kg per profile.

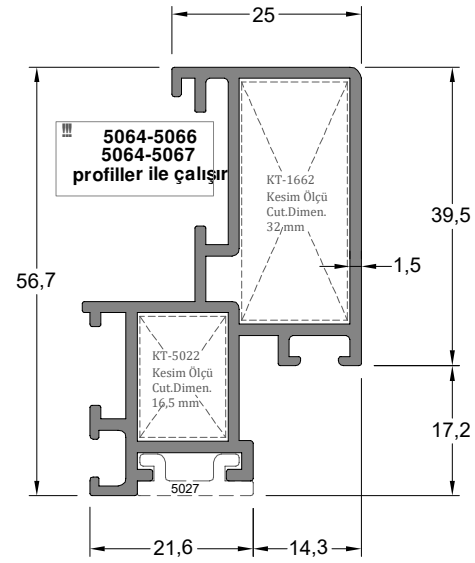


Badem Kapak Profili CONVEX CORNER PROFILE	Profil Kodu	(kg/mt)
	Profile Code	Weight
	8369	4,515

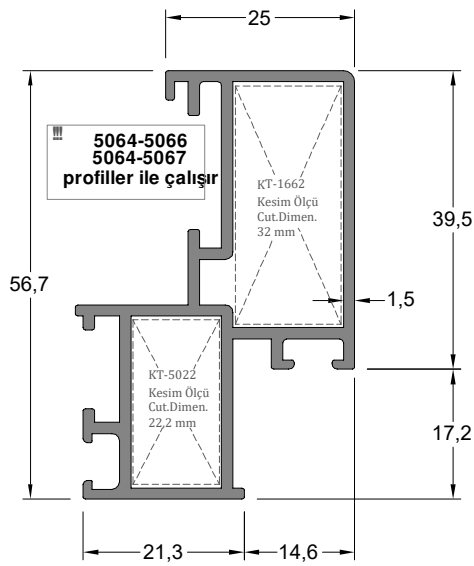
** Her profil için minimum sipariş 300 kg'dır.
** Minimum order quantity is 300 kg per profile.



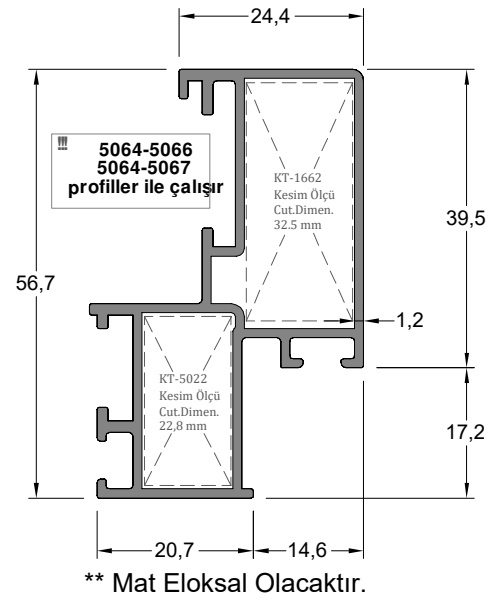
Kapaklı Cephe İçi Kasa Profili FRAME PROFILE	Profil Kodu Profile Code	(kg/mt) Weight	Jx cm ⁴	Jy cm ⁴
	5064-5066	1,092	30,34	6,13



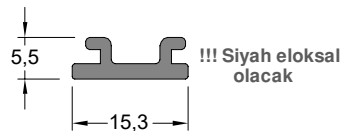
Kaset Profili CASSETTE PROFILE	Profil Kodu Profile Code	(kg/mt) Weight	Jx cm ⁴	Jy cm ⁴
	5062	0,918	10,08	3,91



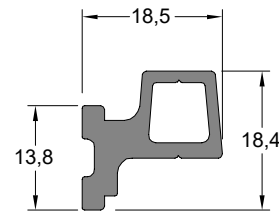
Kaset Profili CASSETTE PROFILE	Profil Kodu Profile Code	(kg/mt) Weight	Jx cm ⁴	Jy cm ⁴
	5081	0,908	10,46	3,87



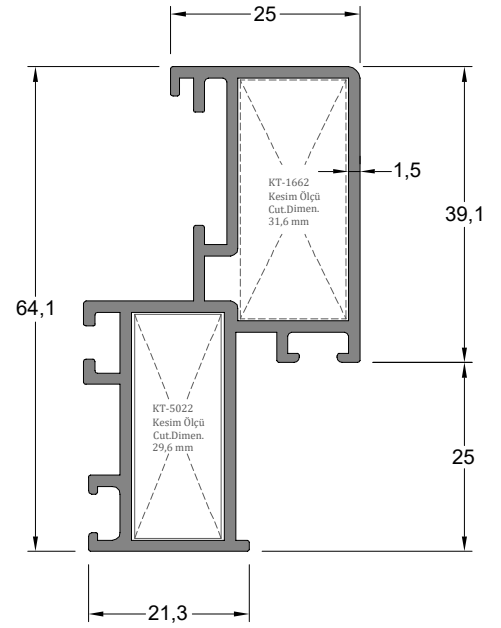
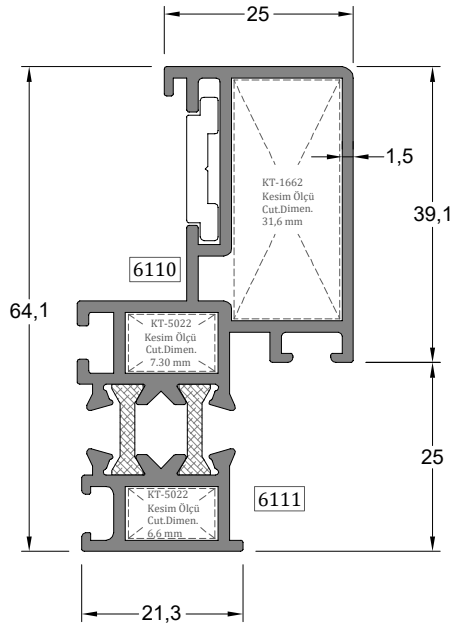
Kaset Profili CASSETTE PROFILE	Profil Kodu Profile Code	(kg/mt) Weight	Jx cm ⁴	Jy cm ⁴
	5093	0,760	8,86	3,21



Cam Yapıştırma Profili GLASS BONDING PROFILE	Profil Kodu Profile Code	(kg/mt) Weight
	5027	0,128

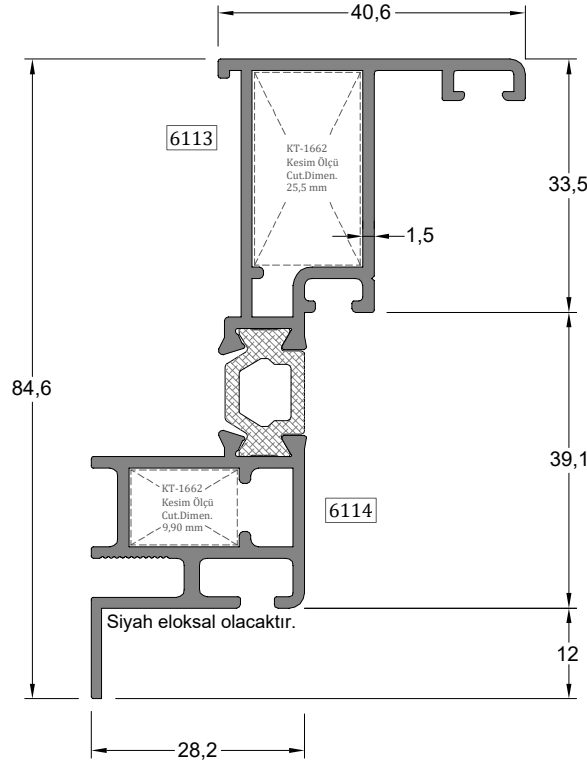


Kaset Profili CASSETTE PROFILE	Profil Kodu Profile Code	(kg/mt) Weight
	5094	0,340



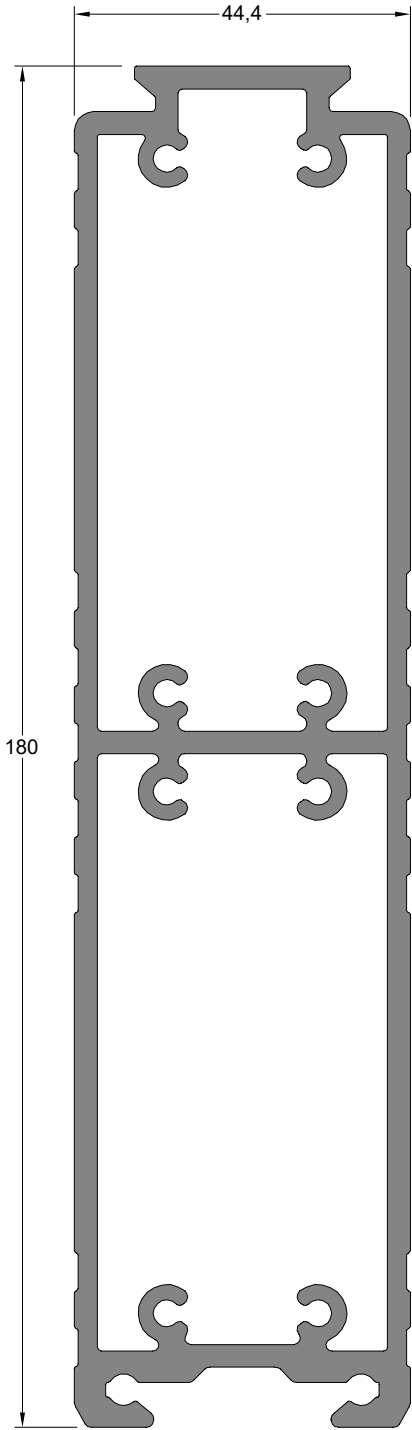
Gizli Kanat Profili HIDDEN SASH PROFILE	Profil Kodu Profile Code	(kg/mt) Weight	Jx cm ⁴	Jy cm ⁴
	6110-6111	1,224	16,89	3,18

Gizli Kanat Profili HIDDEN SASH PROFILE	Profil Kodu Profile Code	(kg/mt) Weight	Jx cm ⁴	Jy cm ⁴
	6112	0,985	15,20	3,06



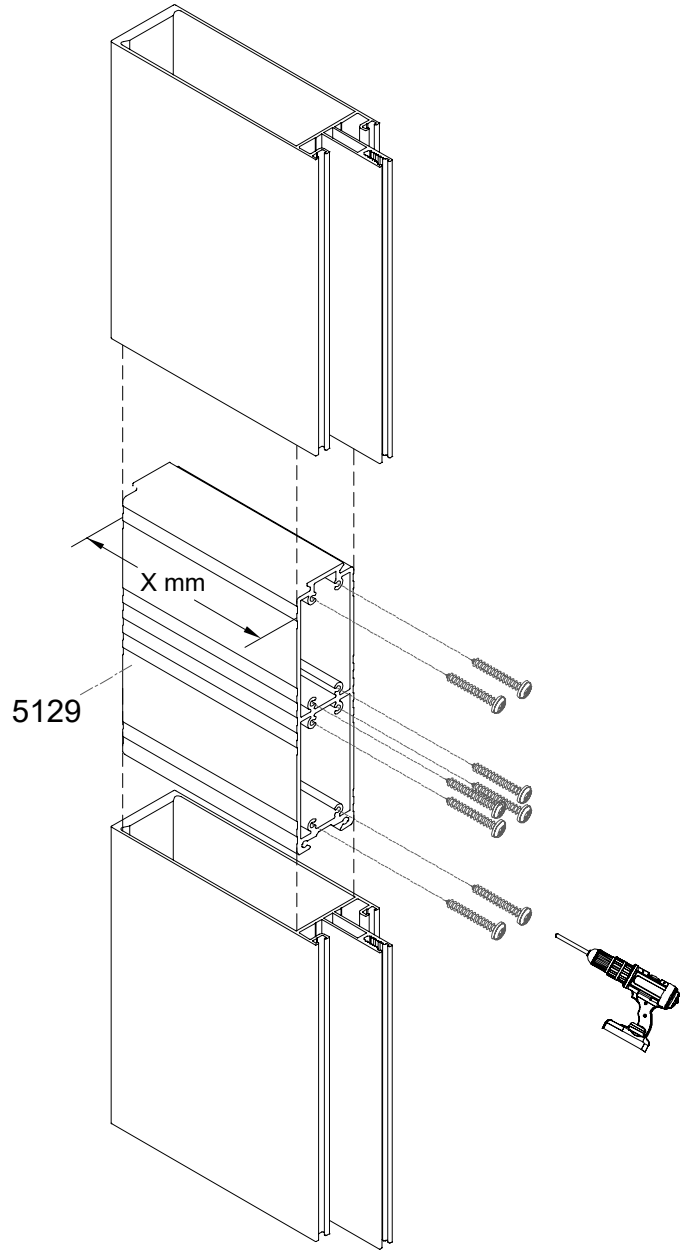
Gizli Kanat Profili HIDDEN SASH PROFILE	Profil Kodu Profile Code	(kg/mt) Weight	Jx cm ⁴	Jy cm ⁴
	6113-6114	1,317	34,72	3,43

** Her profil için minimum sipariş 300 kg'dır.
** Minimum order quantity is 300 kg per profile.



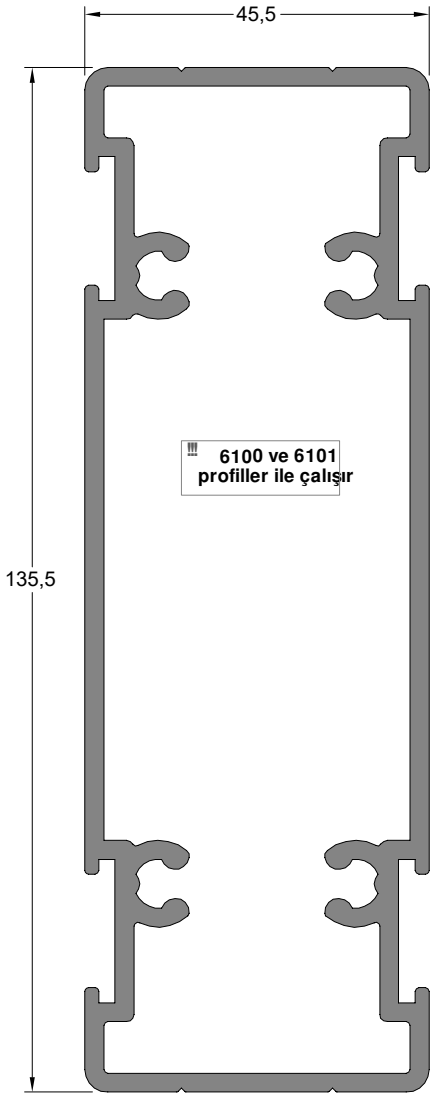
!!!! TM DŞEY PROFİLLERLE UYUMLU ÇALIŞIR

Dilatasyon Profili	Profil Kodu Profile Code	(kg/mt) Weight
DILATATION PROFILE	5129	4,656

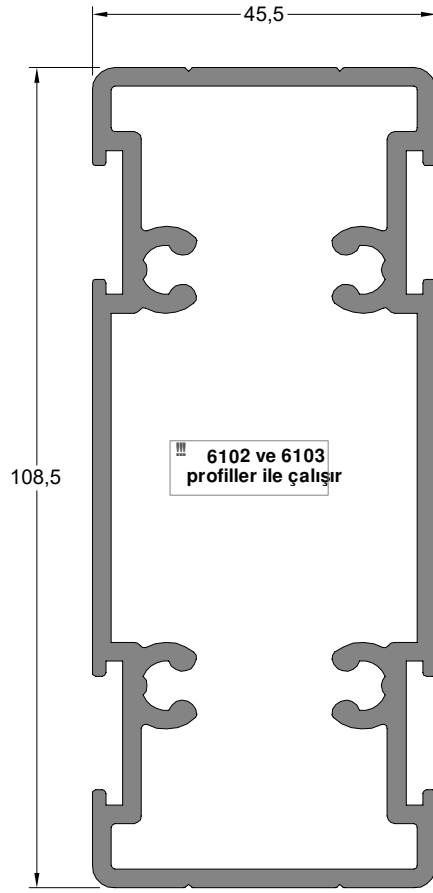


KULLANILDIĐI PROFİL	KESİM BOYU X (mm)
6100	135,5
6101	135,5
6102	108,5
6103	108,5
6104	88,5
6105	88,5
6106	68,5
6107	68,5
6108	48,5
6109	48,5

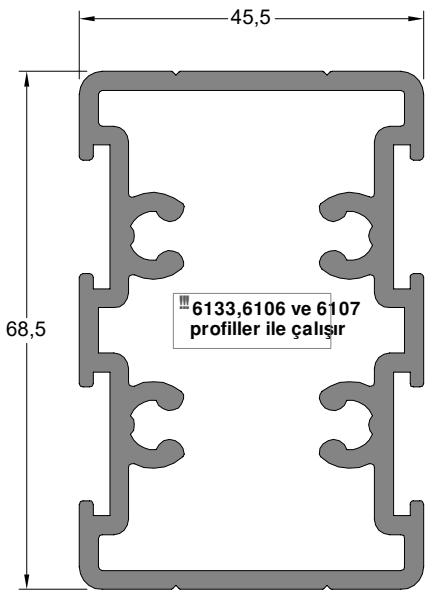
** Her profil için minimum sipariş 300 kg'dır.
** Minimum order quantity is 300 kg per profile.



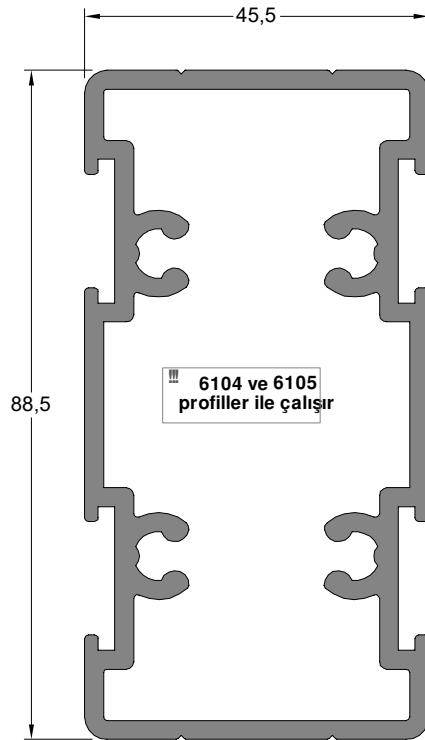
Dilatasyon Profili	Profil Kodu	(kg/mt)
DILATATION PROFILE	Profile Code	Weight
	6122	3,119



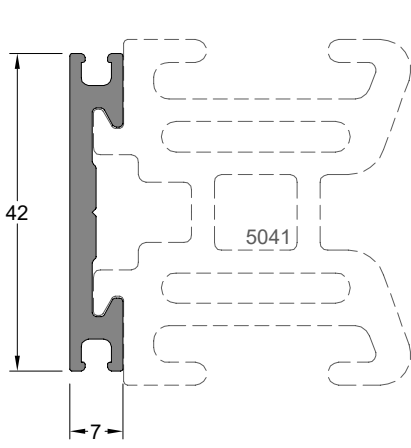
Dilatasyon Profili	Profil Kodu	(kg/mt)
DILATATION PROFILE	Profile Code	Weight
	6123	2,753



Dilatasyon Profili	Profil Kodu	(kg/mt)
DILATATION PROFILE	Profile Code	Weight
	6124	2,199

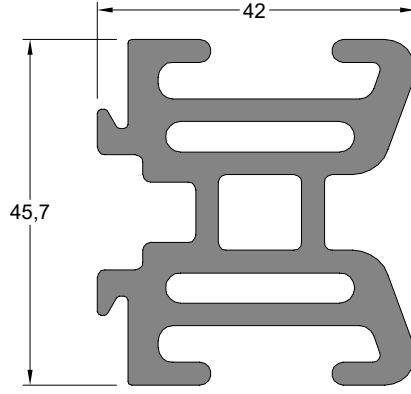


Dilatasyon Profili	Profil Kodu	(kg/mt)
DILATATION PROFILE	Profile Code	Weight
	6125	2,484



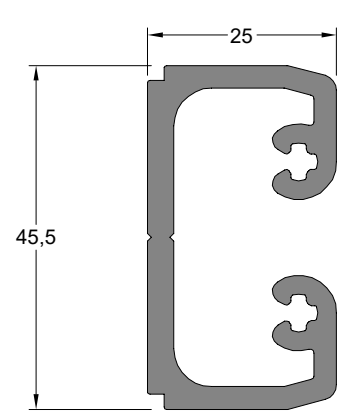
Kırlangıç Bağlantı Profili
CONNECTION PROFILE

Profil Kodu Profile Code	(kg/mt) Weight
5040	0,456



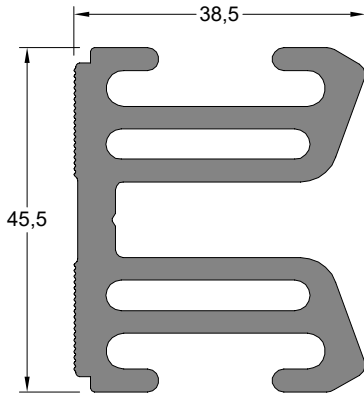
Kırlangıç Bağlantı Profili
CONNECTION PROFILE

Profil Kodu Profile Code	(kg/mt) Weight
5041	2,211



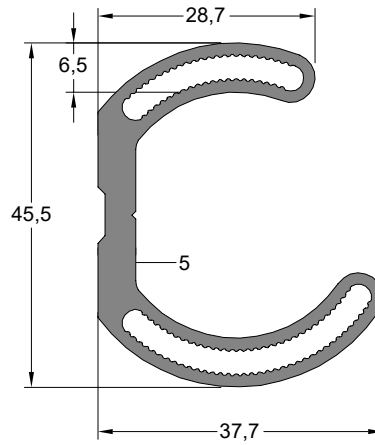
Bağlantı Profili
CONNECTION PROFILE

Profil Kodu Profile Code	(kg/mt) Weight
5042	1,144



Bağlantı Profili
CONNECTION PROFILE

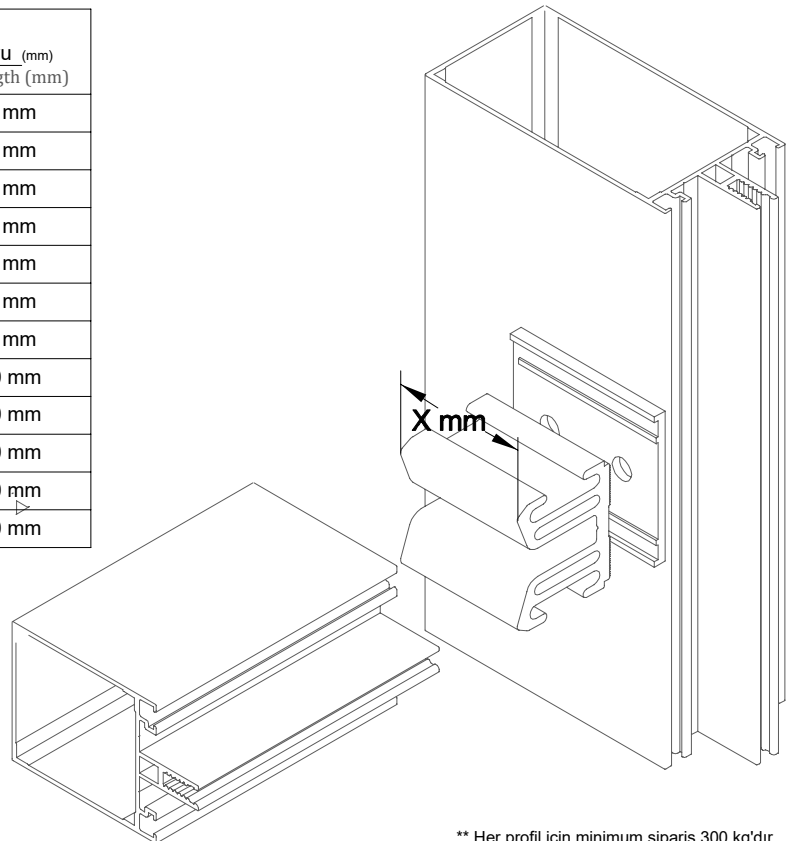
Profil Kodu Profile Code	(kg/mt) Weight
6121	2,026



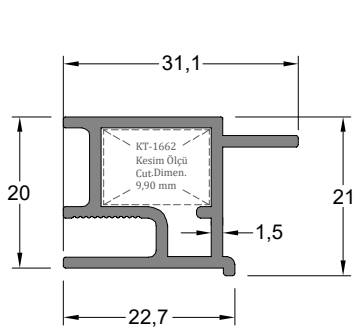
Bağlantı Profili
CONNECTION PROFILE

Profil Kodu Profile Code	(kg/mt) Weight
13090	0,962

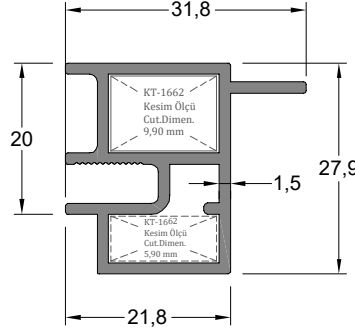
Bağlantı Profil Kodu Connection Profile Code	Kullanıldığı Profil (Düsey) Used Profile (Vertical)	Kesim Boyu (mm) Cutting Length (mm)
5040-5041	6108	48,50 mm
	6109	48,50 mm
	6133	68,50 mm
5042	6106	68,50 mm
	6107	68,50 mm
6121	6104	88,50 mm
	6105	88,50 mm
5129	6102	108,50 mm
	6103	108,50 mm
13090	9888	123,00 mm
	6101	135,50 mm
	6100	135,50 mm



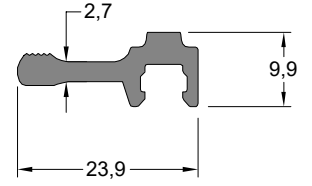
** Her profil için minimum sipariş 300 kg'dır.
** Minimum order quantity is 300 kg per profile.



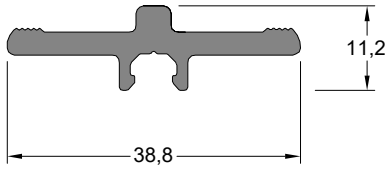
Tek Cam Kaset Profili	Profil Kodu	(kg/mt)
SINGLE GLASS CASSETTE PROFILE	Profile Code	Weight
	6115	0,411



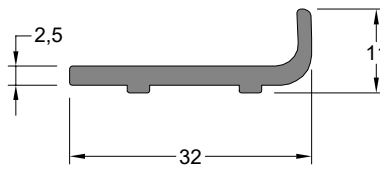
Tek Cam Kaset Profili	Profil Kodu	(kg/mt)
SINGLE GLASS CASSETTE PROFILE	Profile Code	Weight
	6116	0,530



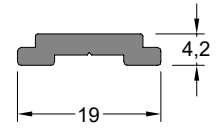
Cam Çita Klips Profili	Profil Kodu	(kg/mt)
GLASS BEAD CLIP PROFILE	Profile Code	Weight
	6118	0,262



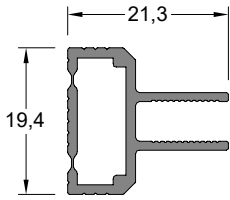
Cam Çita Klips Profili	Profil Kodu	(kg/mt)
GLASS BEAD CLIP PROFILE	Profile Code	Weight
	6119	0,407



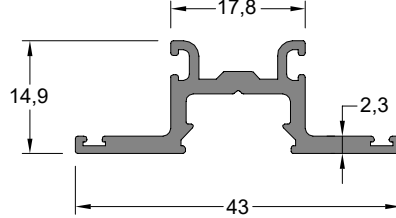
Cam Altı Takoz Profili	Profil Kodu	(kg/mt)
SUB-GLASS WEDGE PROFILE	Profile Code	Weight
	6120	0,265



Tij Profili	Profil Kodu	(kg/mt)
STEM BAR PROFILE	Profile Code	Weight
	1122	0,157

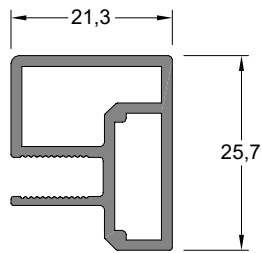


Cam Altı Takoz Profili	Profil Kodu	(kg/mt)
SUB-GLASS WEDGE PROFILE	Profile Code	Weight
	6117	0,250

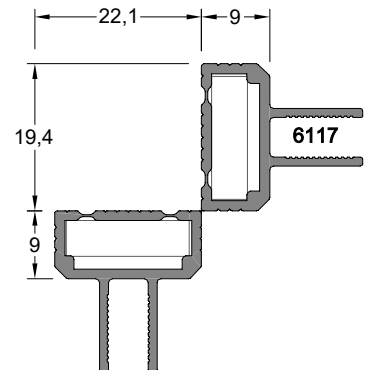
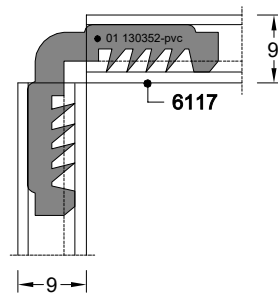


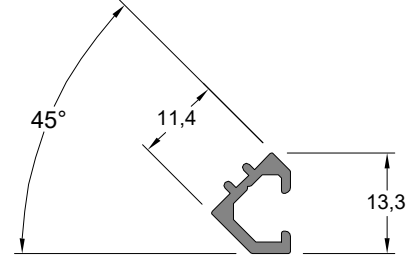
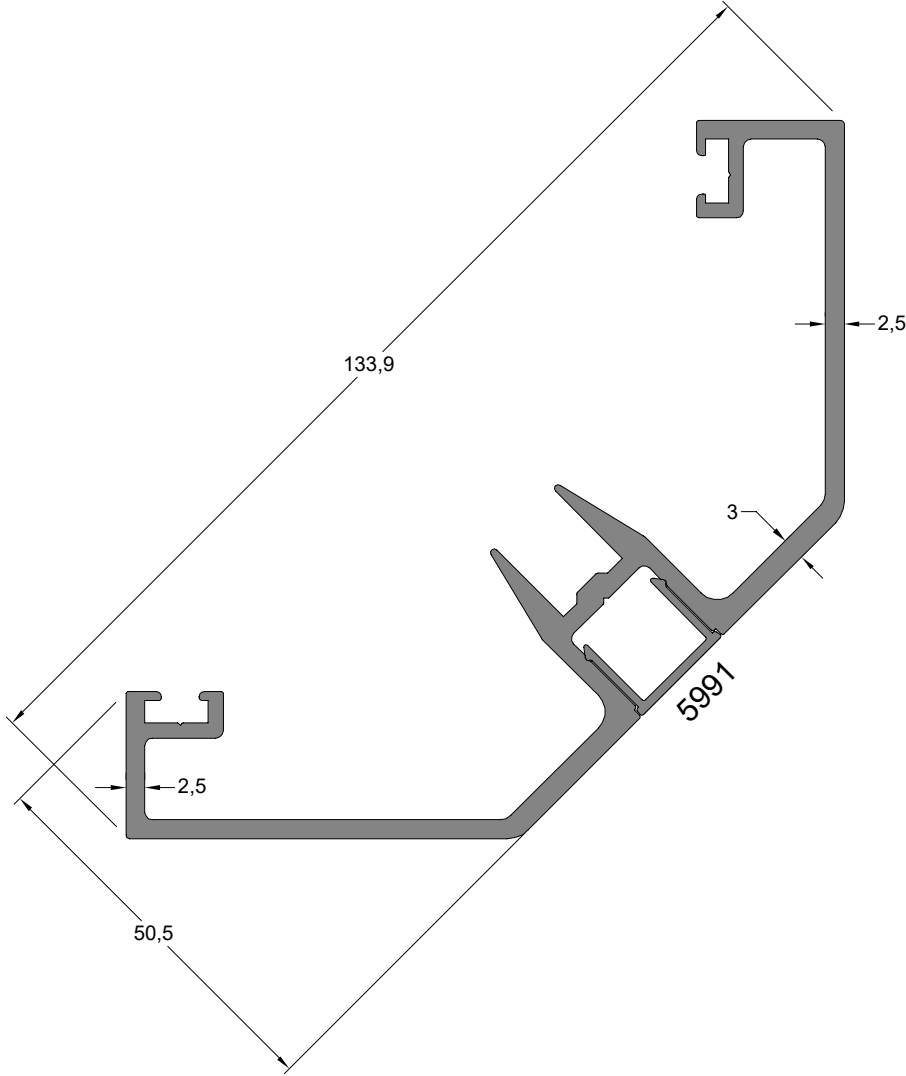
Baskı Profili	Profil Kodu	(kg/mt)
?? PROFILE	Profile Code	Weight
	5119	0,384

!!! Siyah eloksall olacak

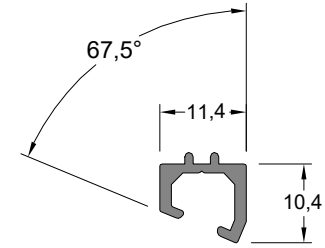


Cam Çita Klips Profili	Profil Kodu	(kg/mt)
GLASS BEAD CLIP PROFILE	Profile Code	Weight
	9748	0,419



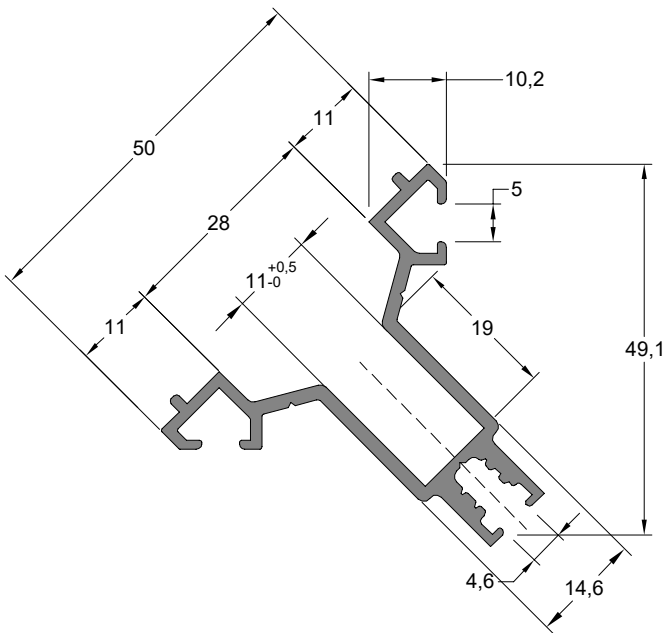


90° Dıştan Dönüş Çıta Profili	Profil Kodu Profile Code	(kg/mt) Weight
90° CORNER BEAD PROFILE	13092	0,117

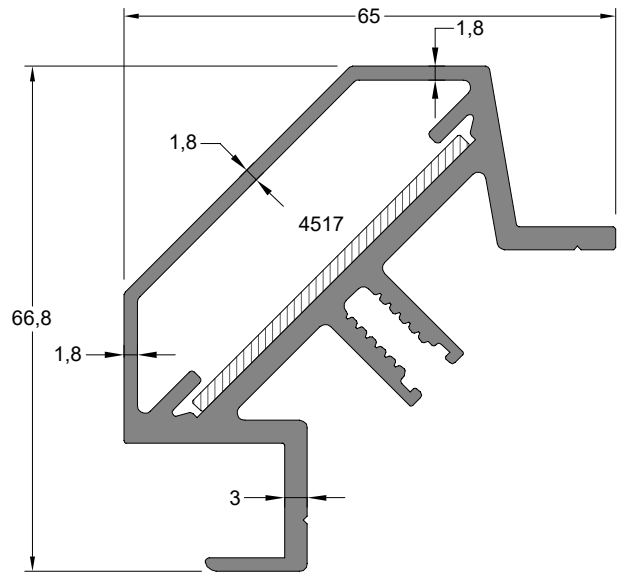


135° Köşe Dönüş Çıta Profili	Profil Kodu Profile Code	(kg/mt) Weight
135° CORNER BEAD PROFILE	13094	0,129

90° Dıştan Köşe Dönüş Kapak Profili	Profil Kodu Profile Code	(kg/mt) Weight
90° CORNER COVER PROFILE	13091	1,950

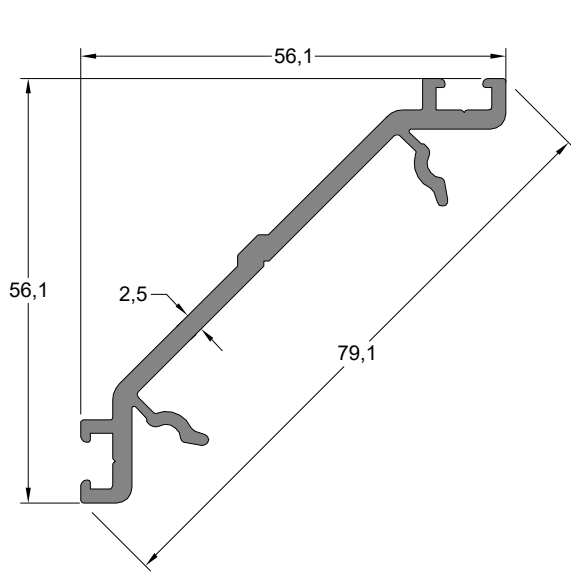


90° Dıştan Köşe Dönüş Profili	Profil Kodu Profile Code	(kg/mt) Weight
90° CORNER COVER PROFILE	13093	0,687



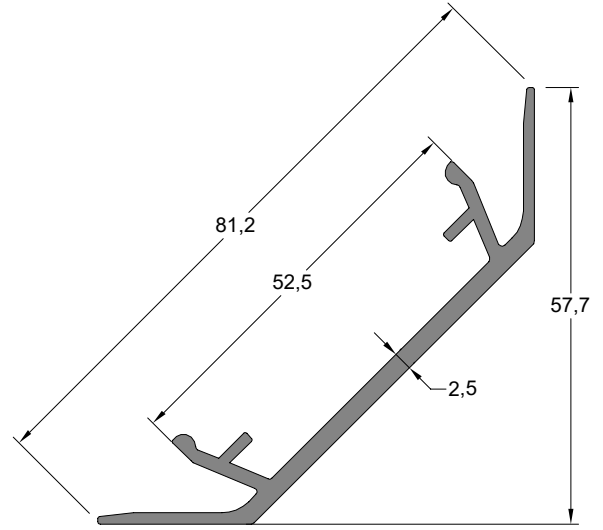
90° İçten Köşe Dönüş Profili	Profil Kodu Profile Code	(kg/mt) Weight
90° CORNER COVER PROFILE	13097	1,779

** Her profil için minimum sipariş 300 kg'dır.
** Minimum order quantity is 300 kg per profile.



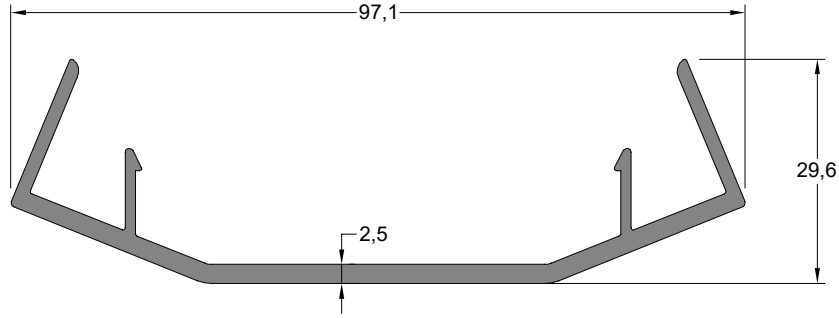
90° İçten Köşe
Dönüş Profili
90° CORNER COVER PROFILE

Profil Kodu Profile Code	(kg/mt) Weight
13098	0,749



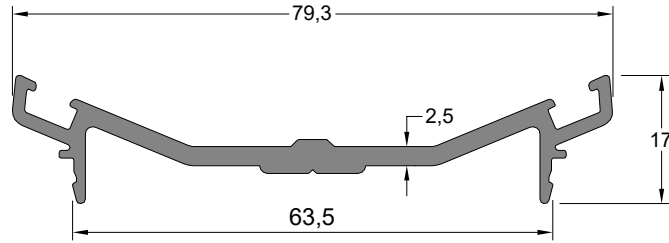
90° İçten Köşe
Dönüş Profili
90° CORNER COVER PROFILE

Profil Kodu Profile Code	(kg/mt) Weight
13099	0,688



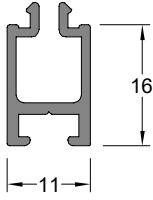
135° Köşe Dönüş Profili
135° CORNER PROFILE

Profil Kodu Profile Code	(kg/mt) Weight
13096	0,945

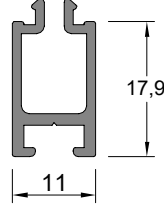


135° Köşe Dönüş
Baskı Profili
135° CORNER EXTENSION PROFILE

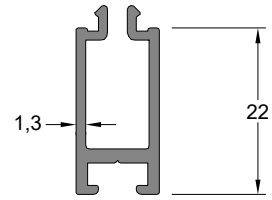
Profil Kodu Profile Code	(kg/mt) Weight
13095	0,728



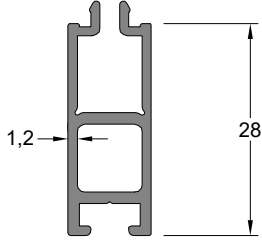
Yükseltme Çıta Profili	Profil Kodu	(kg/mt)
EXTENSION BEAD PROFILE	Profile Code	Weight
	5097	0,198



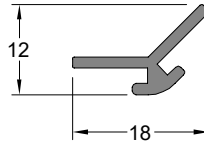
Yükseltme Çıta Profili	Profil Kodu	(kg/mt)
EXTENSION BEAD PROFILE	Profile Code	Weight
	5059	0,210



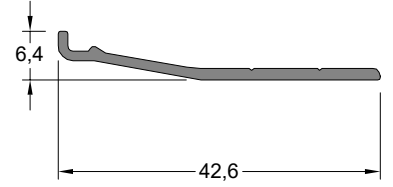
Yükseltme Çıta Profili	Profil Kodu	(kg/mt)
EXTENSION BEAD PROFILE	Profile Code	Weight
	13102	0,250



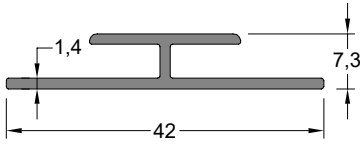
Yükseltme Çıta Profili	Profil Kodu	(kg/mt)
EXTENSION BEAD PROFILE	Profile Code	Weight
	13103	0,310



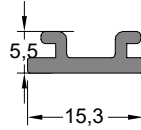
Adaptör Profili	Profil Kodu	(kg/mt)
ADAPTER PROFILE	Profile Code	Weight
	5077	0,126



Çıta Profili	Profil Kodu	(kg/mt)
BEAD PROFILE	Profile Code	Weight
	5060	0,172

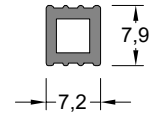


Adaptör Profili	Profil Kodu	(kg/mt)
ADAPTER PROFILE	Profile Code	Weight
	507	0,252

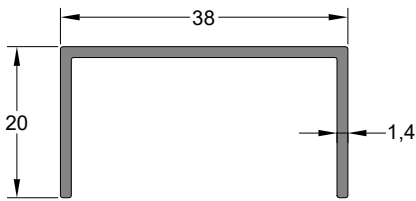


!!! Siyah eloksall olacak

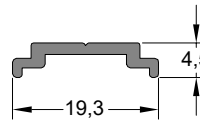
Cam Yapıştırma Profili	Profil Kodu	(kg/mt)
GLAZING BONDING PROFILE	Profile Code	Weight
	5027	0,128



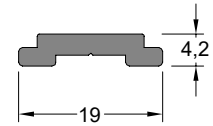
Kapaklı Cephe içi Kasa Ek Profili	Profil Kodu	(kg/mt)
?? PROFILE	Profile Code	Weight
	5023	0,094



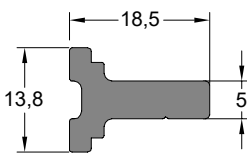
U Profili	Profil Kodu	(kg/mt)
U PROFILE	Profile Code	Weight
	5164	0,285



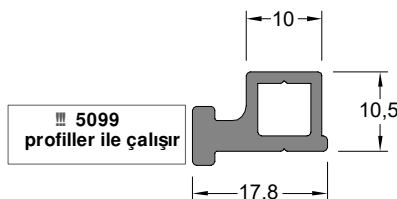
Tij Profili	Profil Kodu	(kg/mt)
STEM BAR PROFILE	Profile Code	Weight
	8241	0,099



Tij Profili	Profil Kodu	(kg/mt)
STEM BAR PROFILE	Profile Code	Weight
	1122	0,158

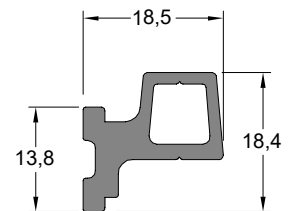


Kaset Tespit Profili	Profil Kodu	(kg/mt)
CASEDDE PROFILE	Profile Code	Weight
	5024	0,323



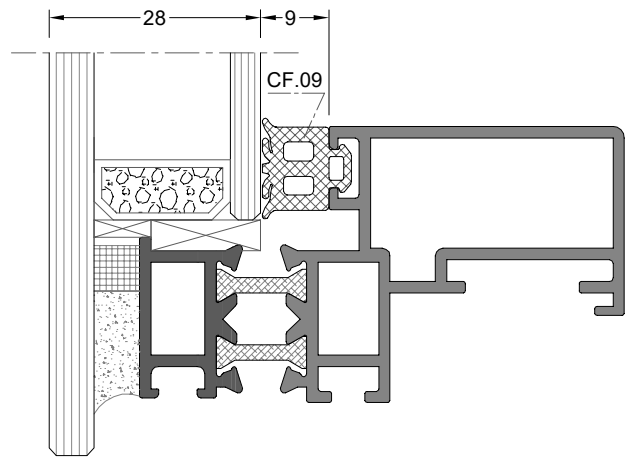
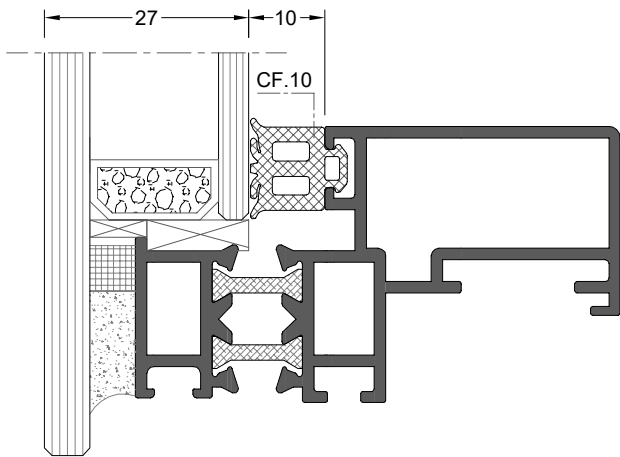
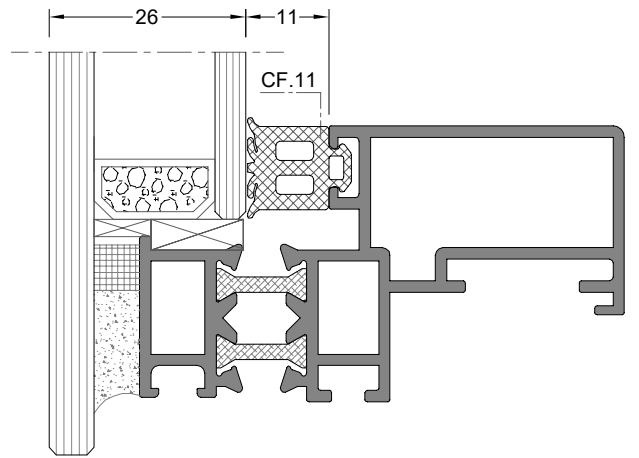
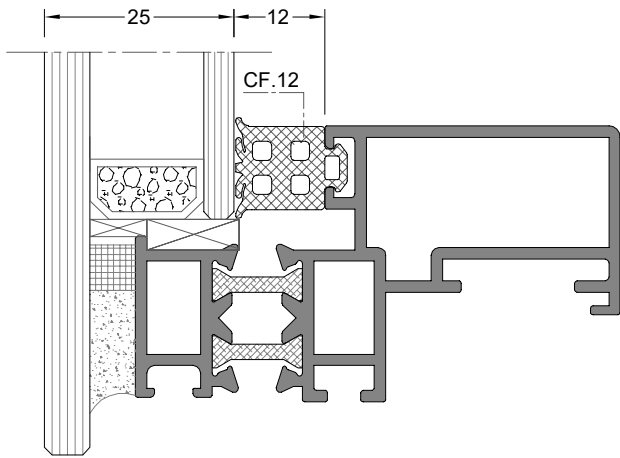
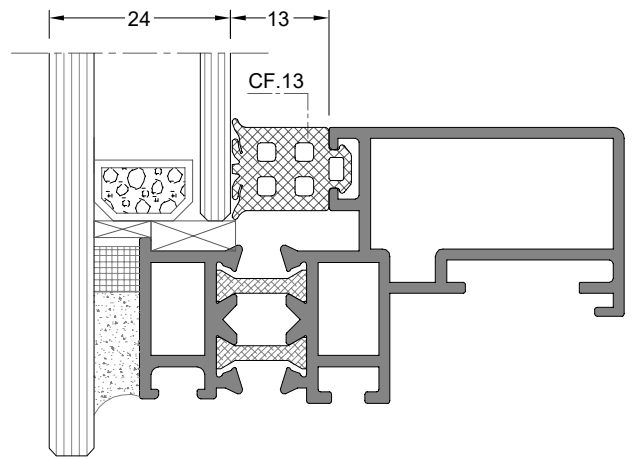
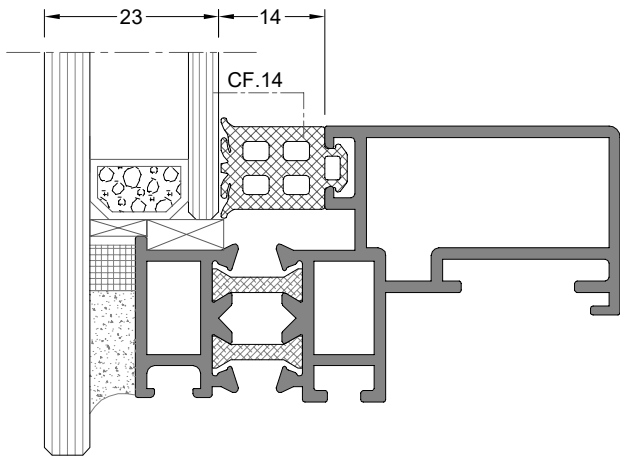
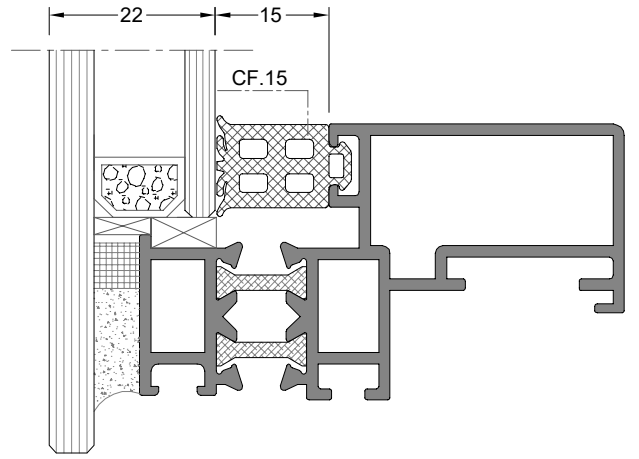
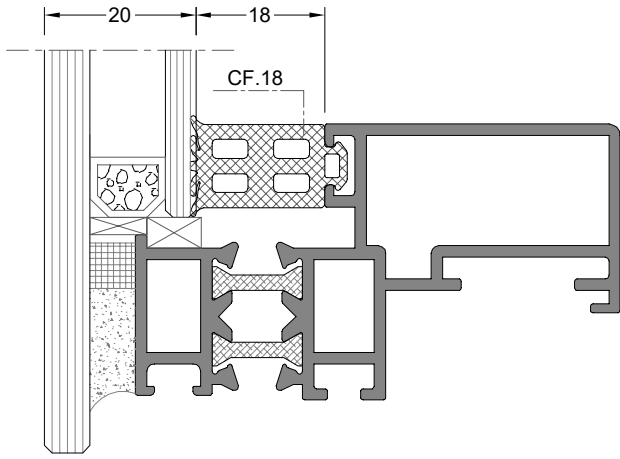
!!! 5099 profiller ile çalışır

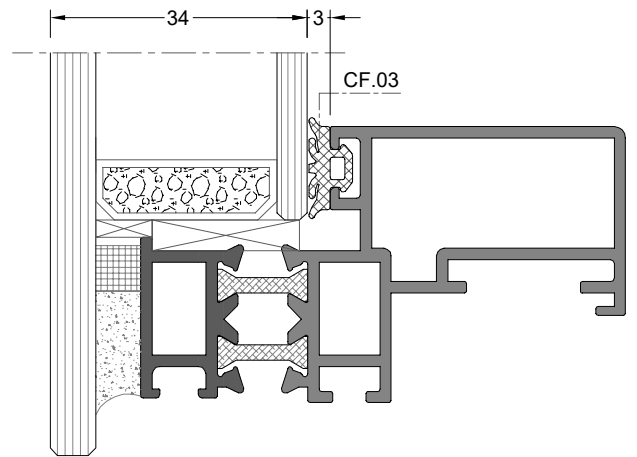
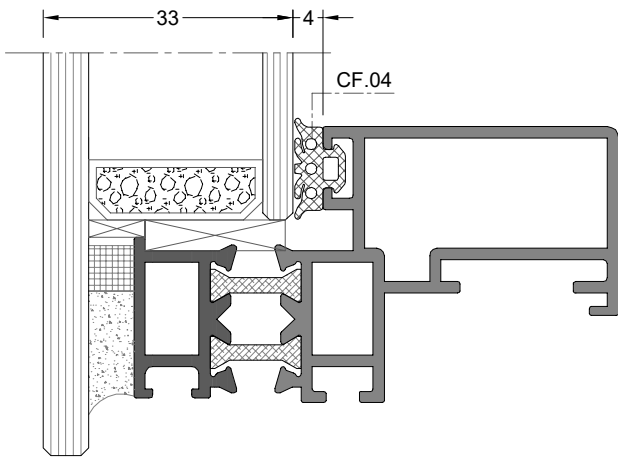
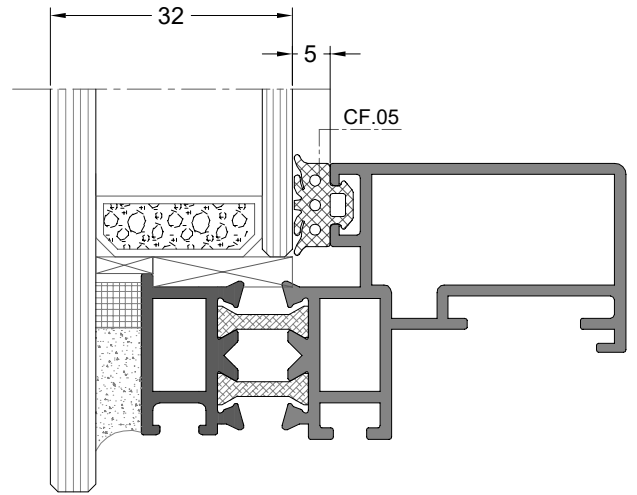
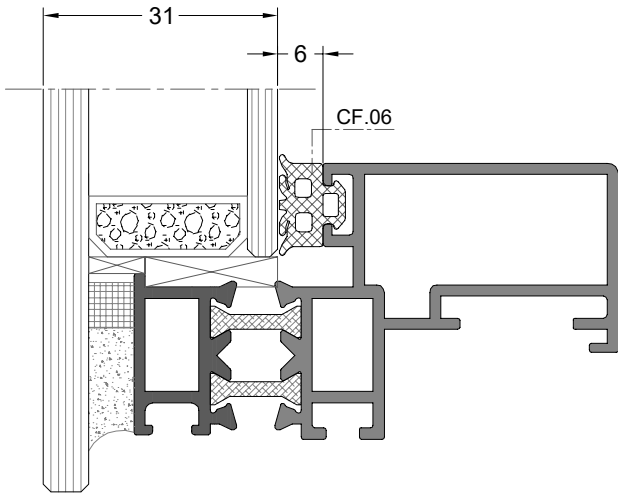
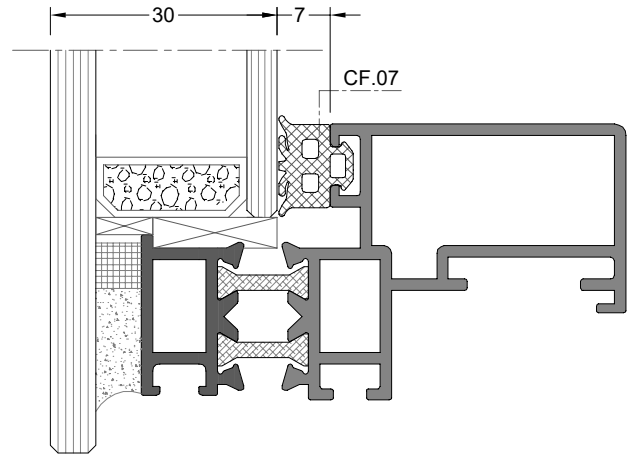
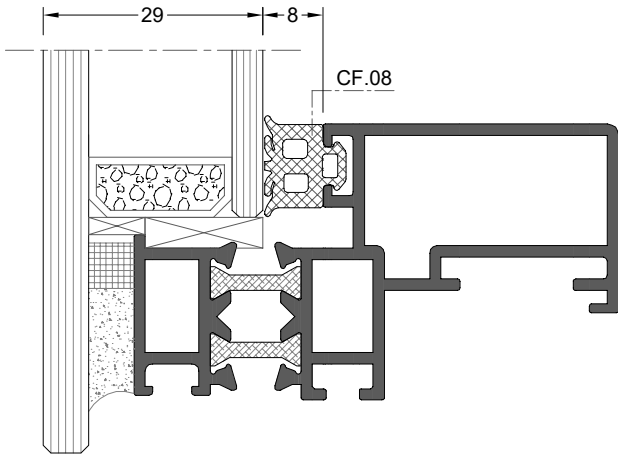
Kaset Tespit Profili	Profil Kodu	(kg/mt)
CASEDDE PROFILE	Profile Code	Weight
	5116	0,263

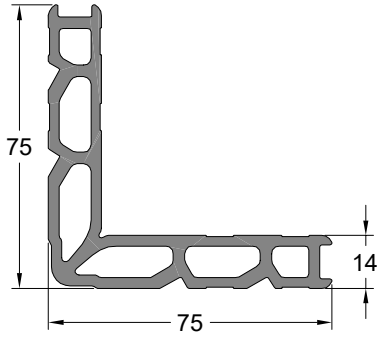


Kaset Tespit Profili	Profil Kodu	(kg/mt)
CASEDDE PROFILE	Profile Code	Weight
	5094	0,340

** Her profil için minimum sipariş 300 kg'dır.
** Minimum order quantity is 300 kg per profile.

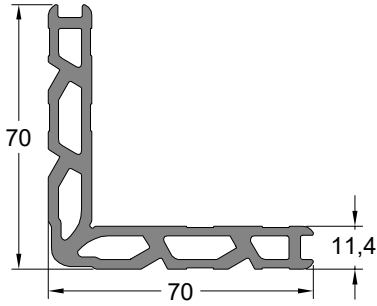






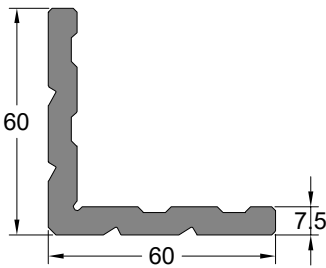
Köşe Takoz Profili CORNER WEDGE PROFILE	Profil Kodu Profile Code	(kg/mt) Weight
	1662	2,576

Köşe Takoz Profil Kodu Corner Wedge Profile Code	Kullanıldığı Profil Used Profile	Kesim Boyu (mm) Cutting Length (mm)
1662	5062	32,00 mm
	5081	32,00 mm
	5093	32,50 mm
	6110	31,60 mm
	6112	14,60 mm
	6113	25,50 mm
	6114	9,90 mm



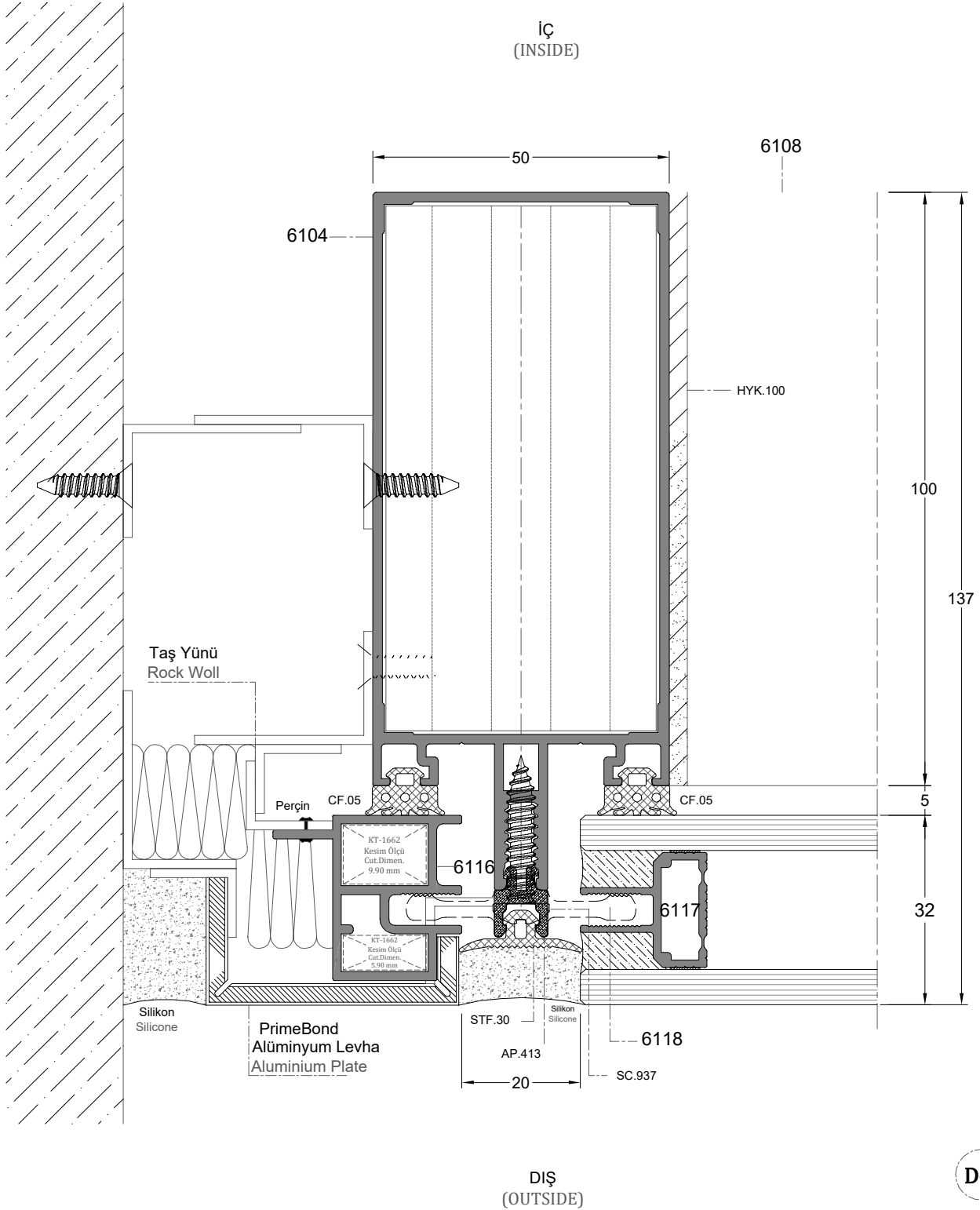
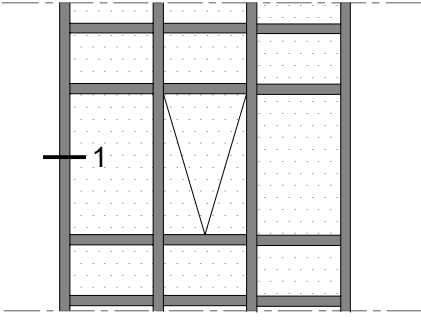
Köşe Takoz Profili CORNER WEDGE PROFILE	Profil Kodu Profile Code	(kg/mt) Weight
	5022	2,245

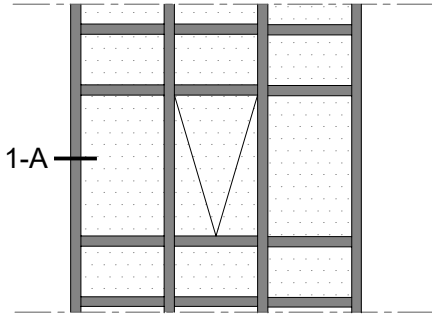
Köşe Takoz Profil Kodu Corner Wedge Profile Code	Kullanıldığı Profil Used Profile	Kesim Boyu (mm) Cutting Length (mm)
5022	5066	6,00 mm
	5062	16,50 mm
	5081	22,20 mm
	5093	22,80 mm
	6110	7,30 mm
	6111	6,60 mm
	6112	29,60 mm



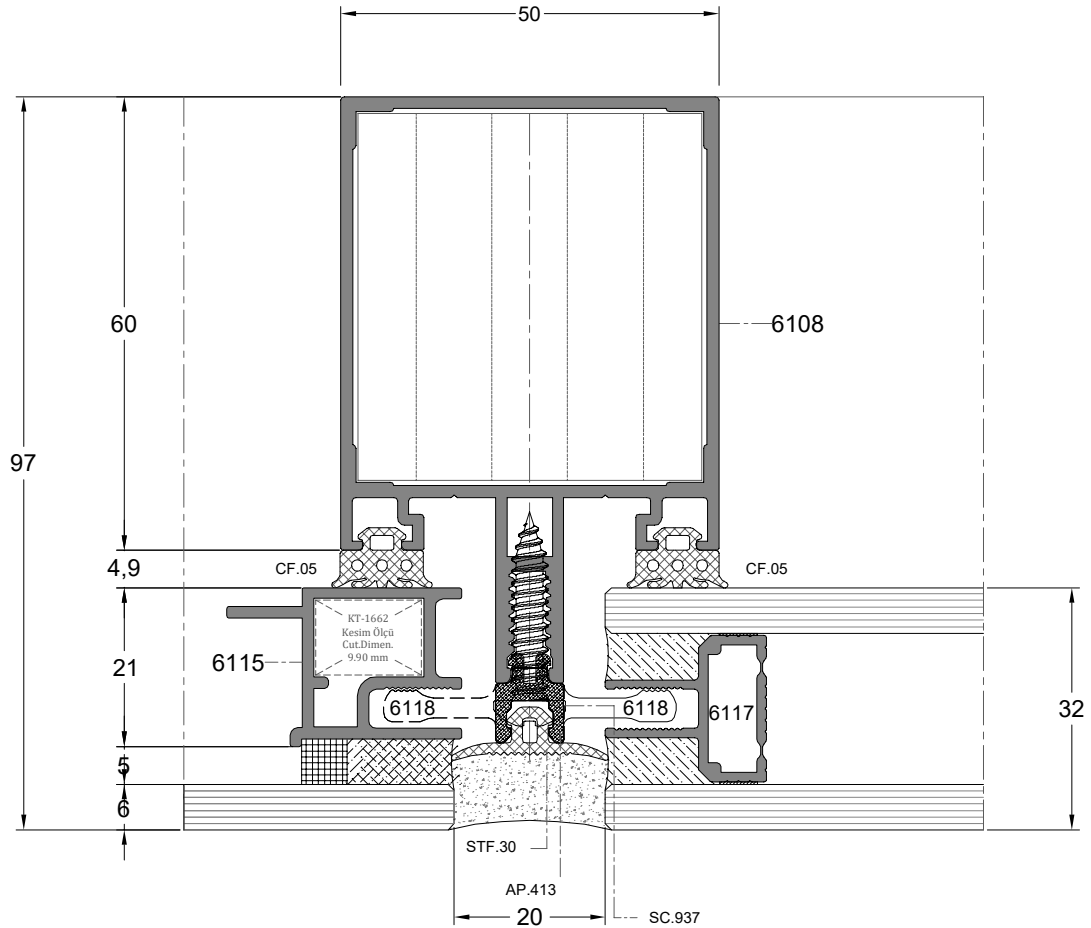
Köşe Takoz Profili CORNER WEDGE PROFILE	Profil Kodu Profile Code	(kg/mt) Weight
	2046	2,091

Köşe Takoz Profil Kodu Corner Wedge Profile Code	Kullanıldığı Profil Used Profile	Kesim Boyu (mm) Cutting Length (mm)
2046	5064	25,50 mm



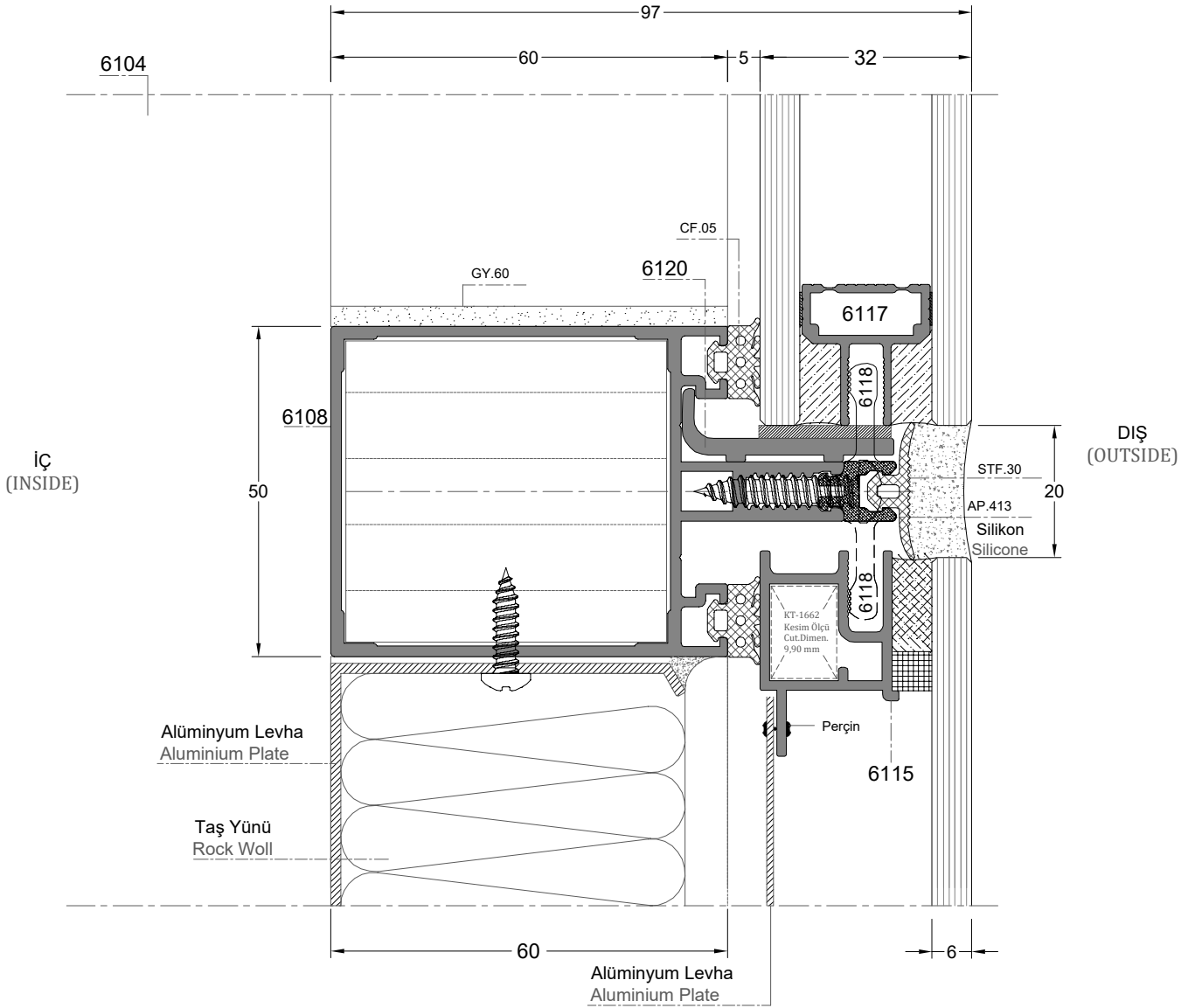
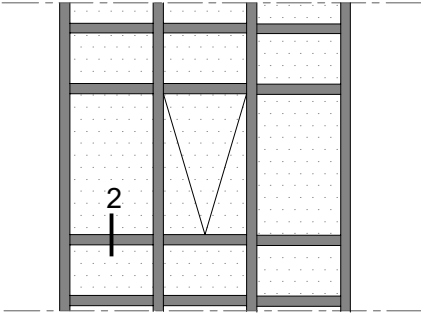


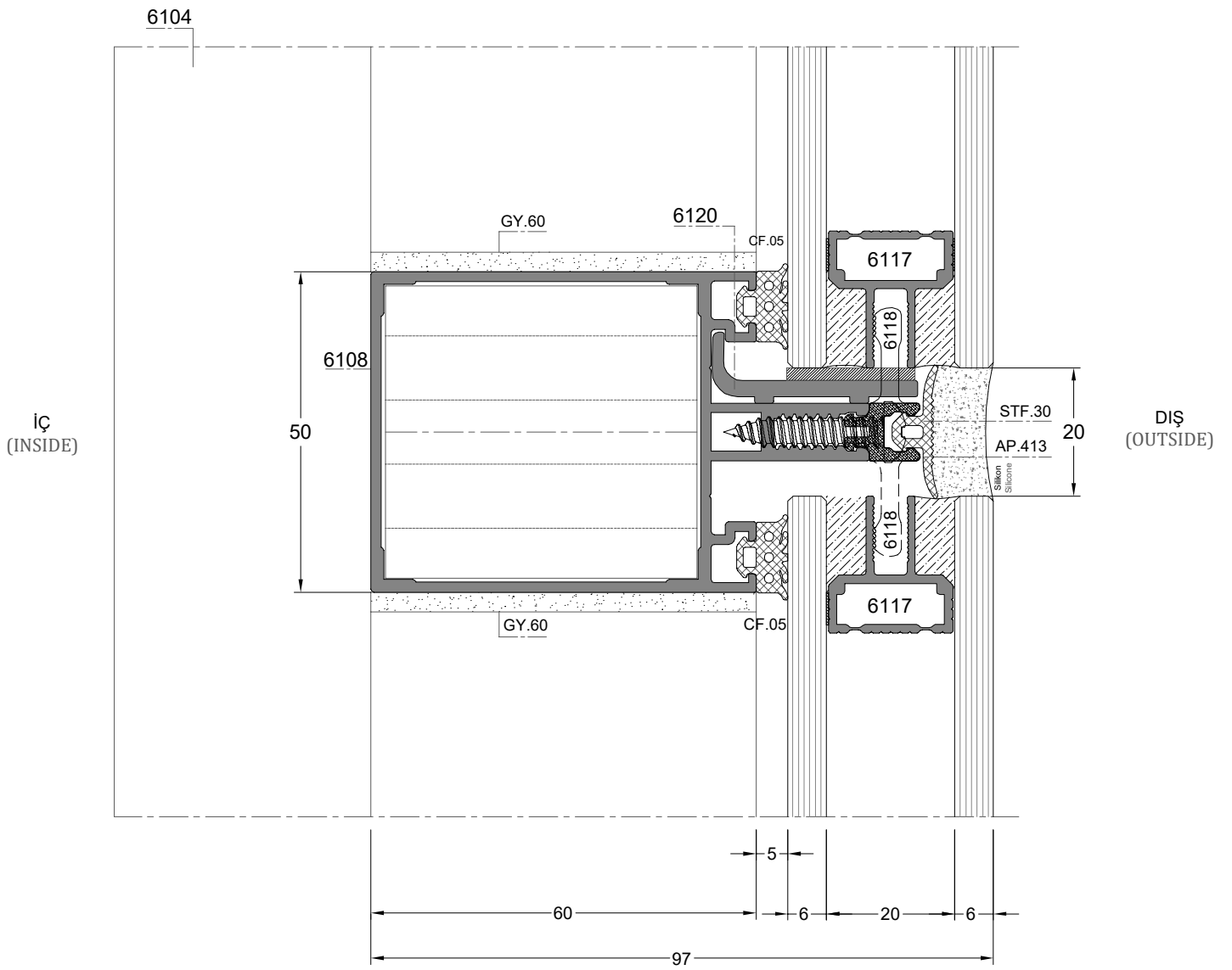
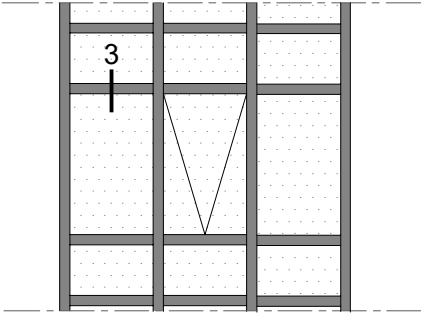
İÇ
(INSIDE)

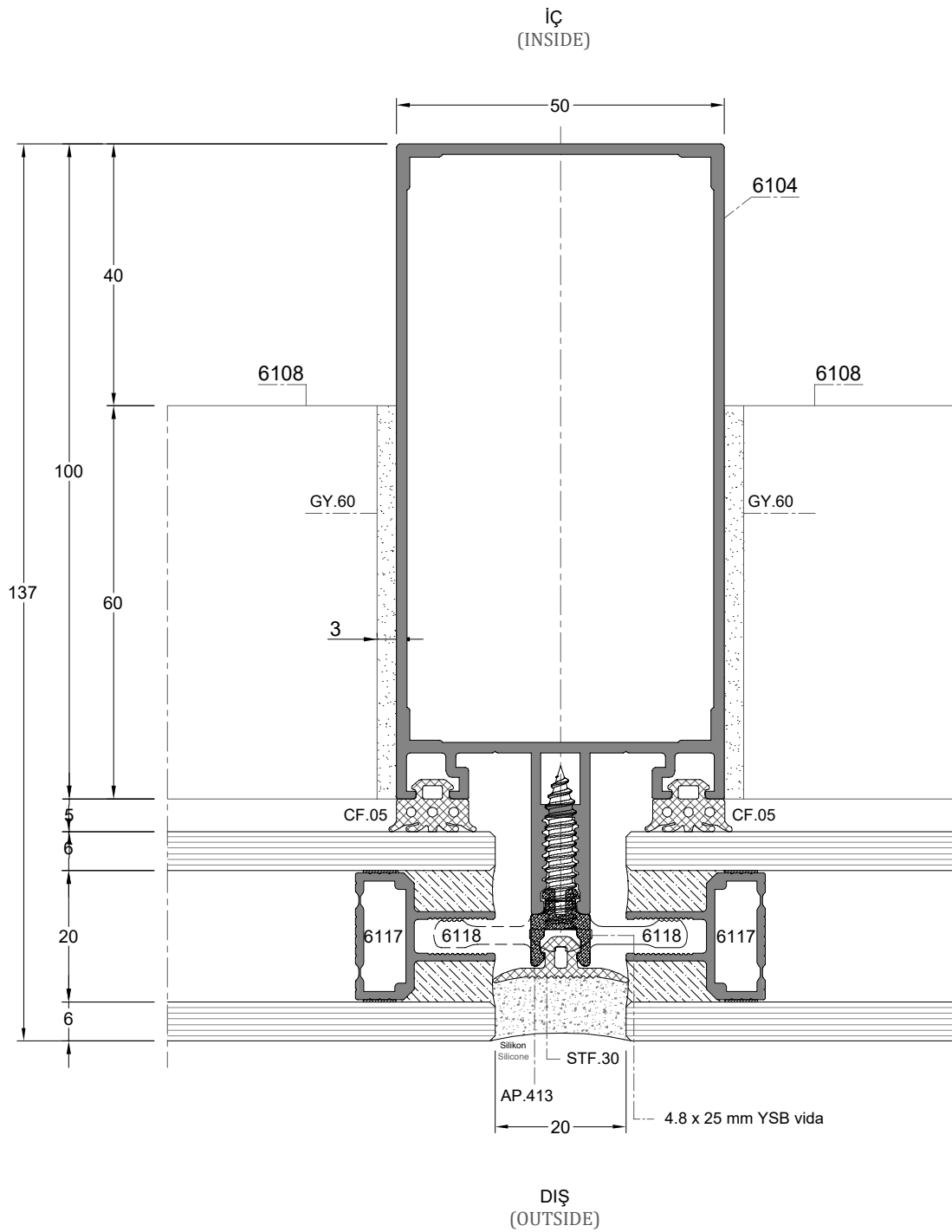
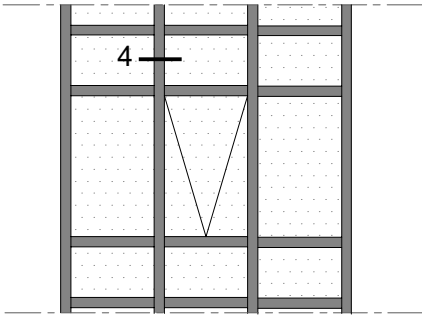


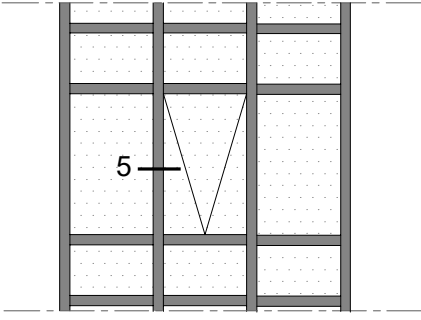
DIŞ
(OUTSIDE)

D-1A

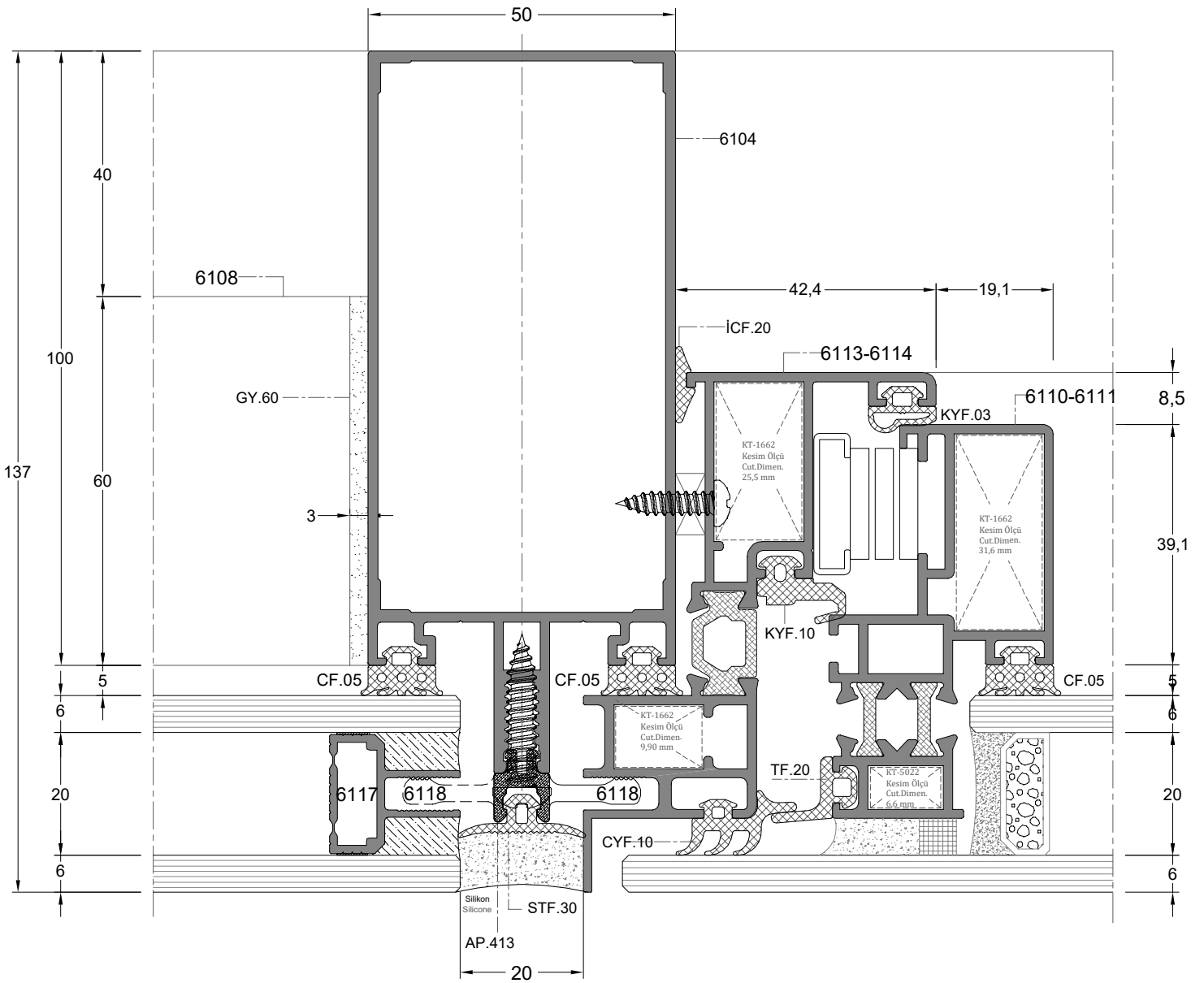




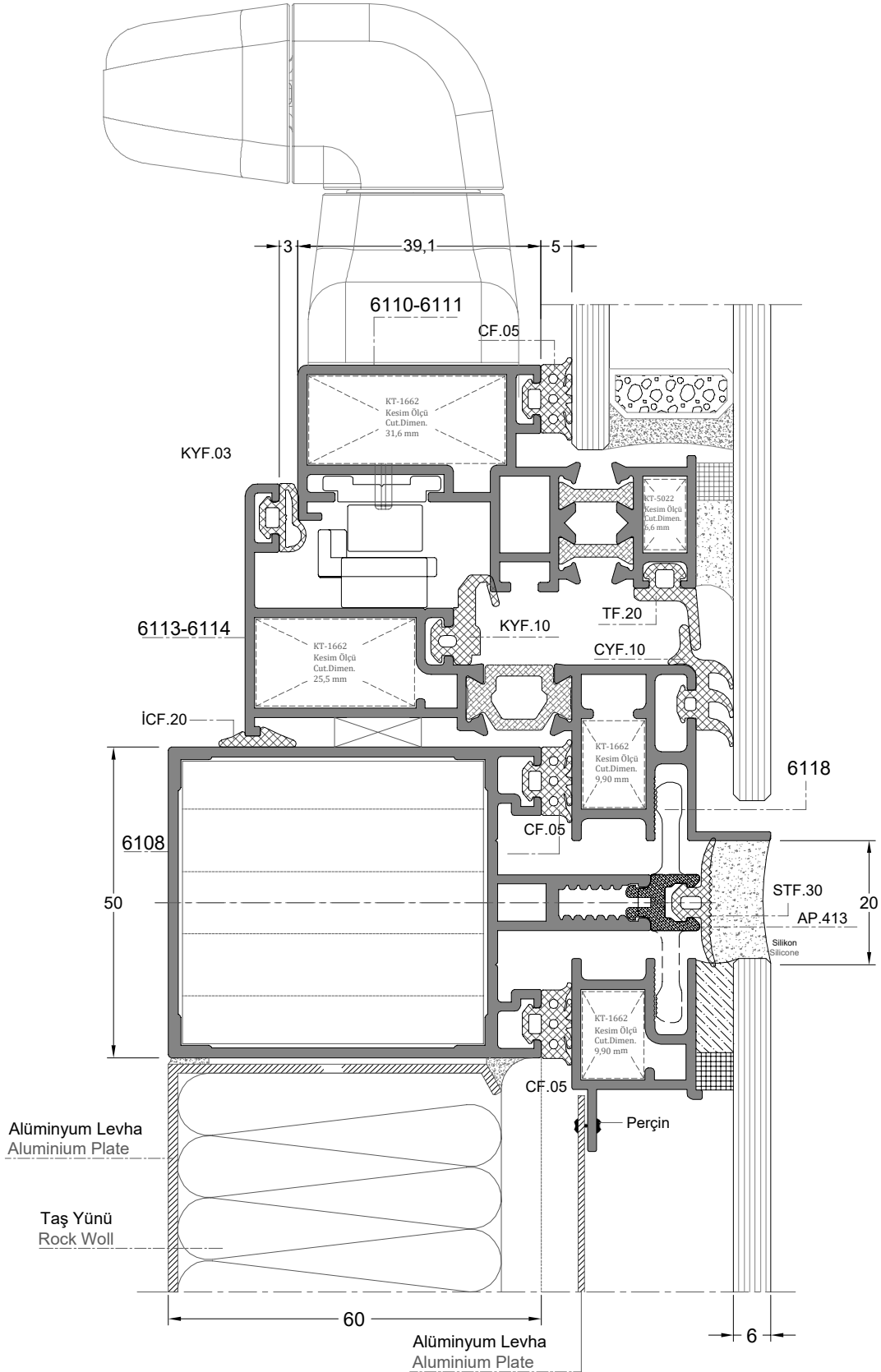


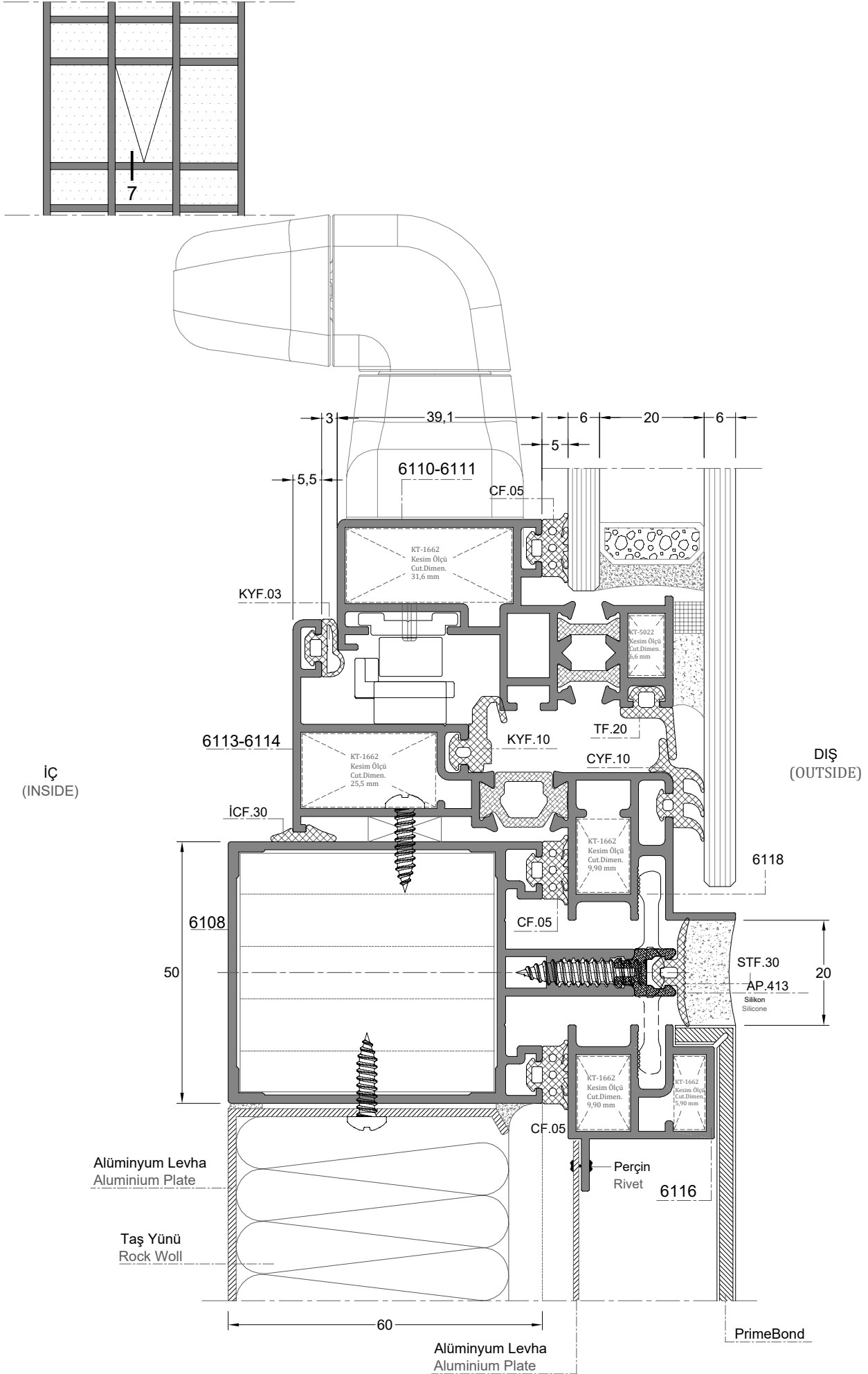


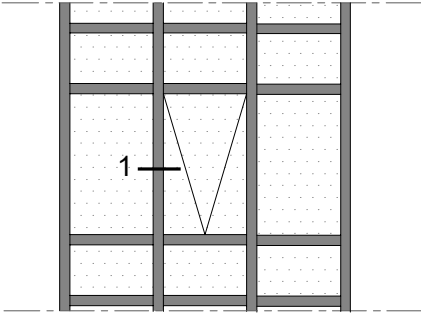
İÇ
(INSIDE)



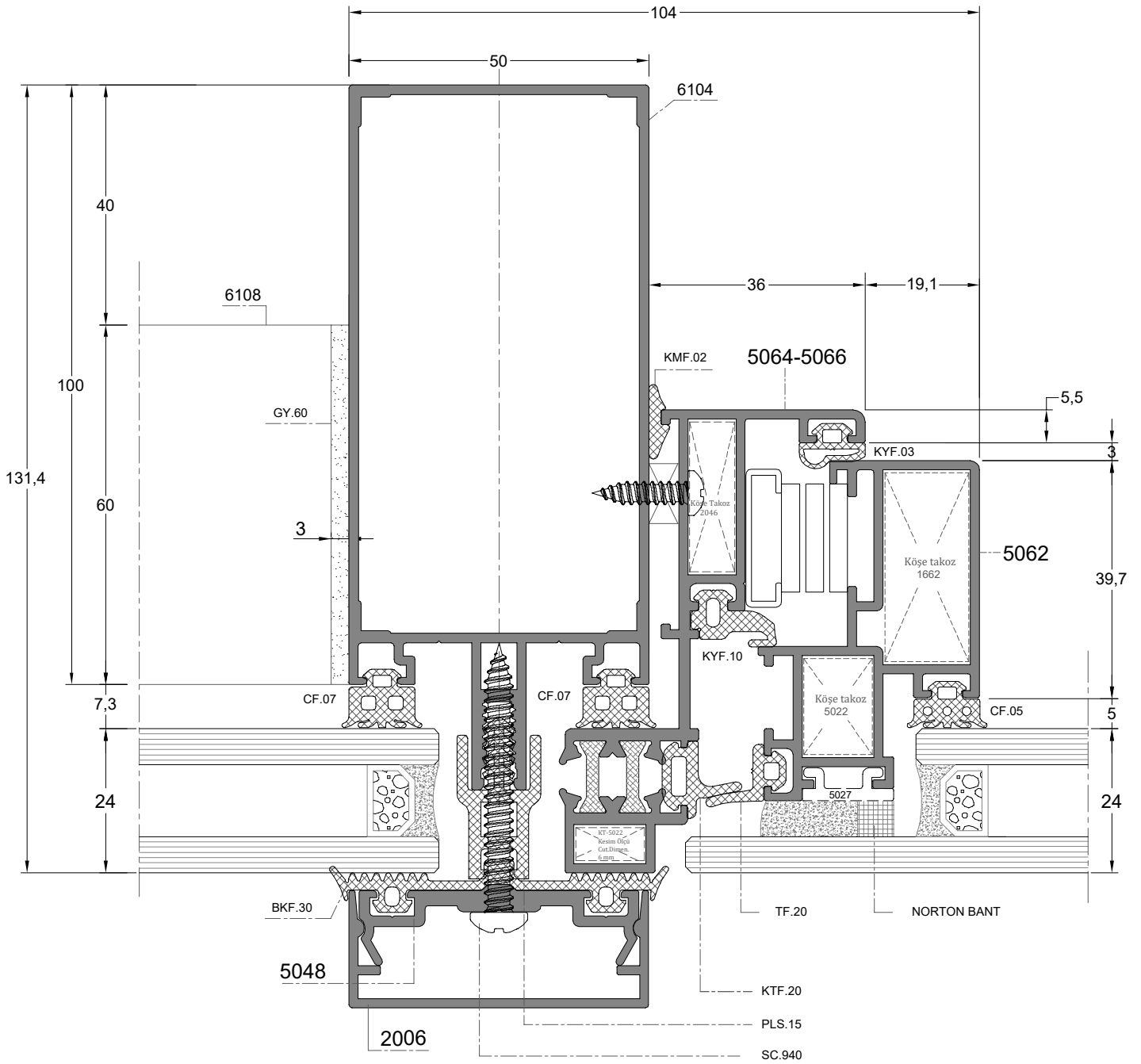
DIŞ
(OUTSIDE)



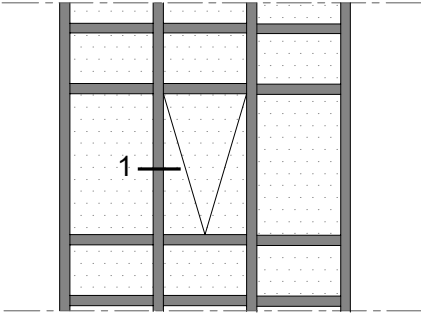




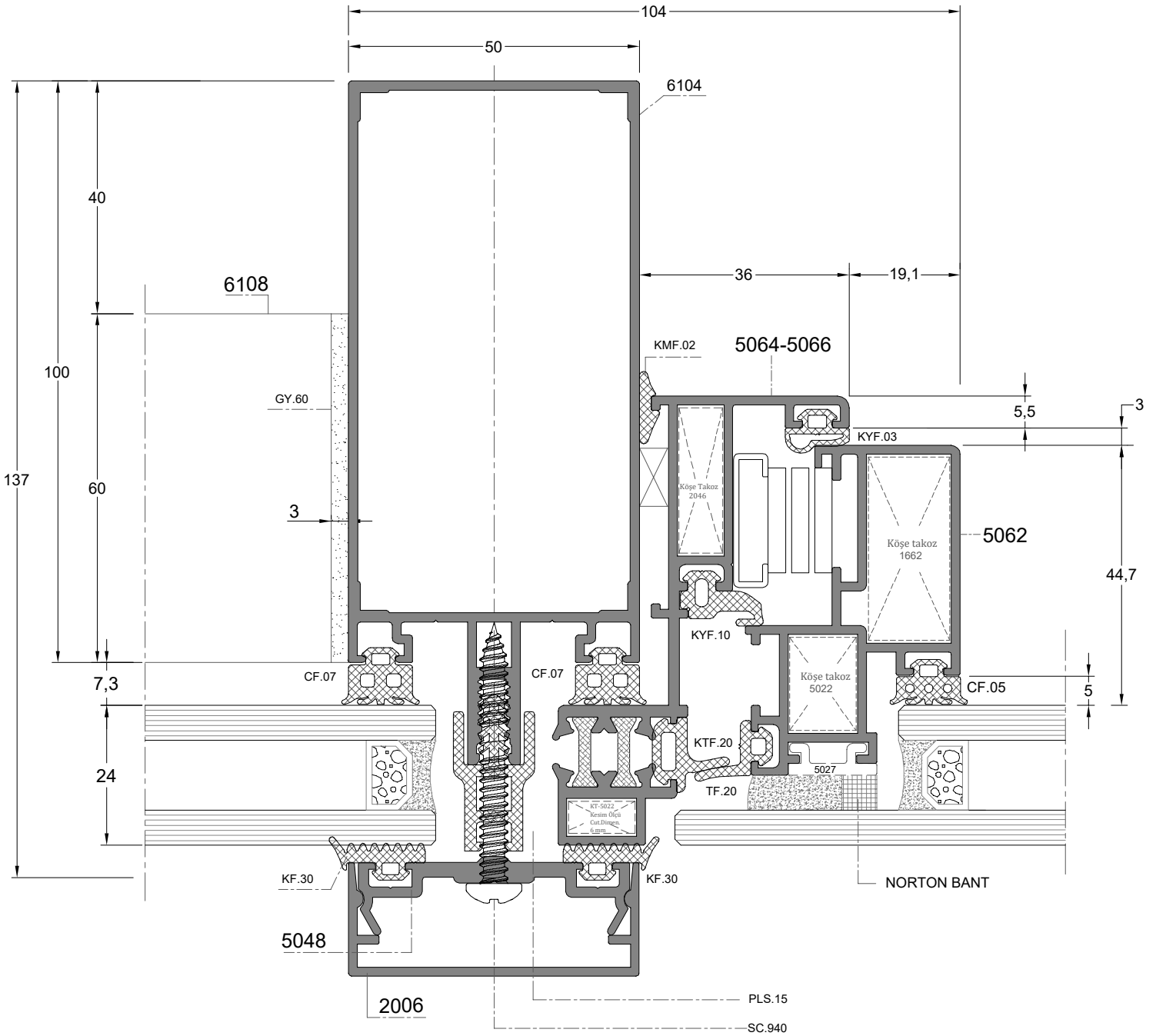
İÇ
(INSIDE)



DIŞ
(OUTSIDE)



İÇ
(INSIDE)



DIŞ
(OUTSIDE)

